



# Mercosur-CER. Towards a trade and investment partnership

**Autor: Unidad Analítica Asia Pacífico (UAAP)**

Director: José Bekinschtein

Coordinadora: Nélide Mairal

Consultores Senior: Gustavo Girado y Sergio Cesarín

Consultores Junior: Cecilia Todesca Bocco, Francisco Ou y Pablo Losoviz

Personal de Apoyo Adm.: Susana Celemín.

En **Biblioteca del Ministerio de Economía y Obras y Servicios Públicos**

Abril 1996

Secretaría de Comercio Exterior

Ministerio de Economía y Obras y Servicios Públicos

[www.asiayargentina.com](http://www.asiayargentina.com)

E-mail: [contactenos@asiayargentina.com](mailto:contactenos@asiayargentina.com)

---

## Contents

1. Introduction
2. MERCOSUR and CER: size of economies and trade.
3. Australia and New Zealand investment in Argentina.

## Annex I

- A. MERCOSUR Economic and Social Indicators
- B. CER Economic and Social Indicators
- C. A comparison of MERCOSUR and CER Agreements
- D. Argentina exports to Australia - 1995
- E. Argentina exports to New Zealand - 1995
- F. Argentina imports from Australia - 1995
- G. Argentina imports from New Zealand - 1995
- H. Brazil exports to Australia - 1995
- I. Brazil exports to New Zealand - 1995
- J. Brazil imports from Australia - 1995
- K. Brazil imports from New Zealand - 1995
- L. Uruguay exports to Australia - 1995
- M. Uruguay exports to New Zealand - 1995
- N. Uruguay imports from Australia - 1995
- O. Paraguay imports from Australia - 1995
- P. Paraguay imports from New Zealand - 1995
- Q. Argentina potential exports to Australia - 1994
- R. Argentina potential exports New Zealand - 1994
- S. Brazil potential exports to Australia - 1994
- T. Brazil potential exports to New Zealand - 1994
- U. Australia potential exports to Argentina - 1994
- V. Australia potential exports to Brazil - 1994
- W. New Zealand potential exports to Argentina - 1994
- X. New Zealand potential exports to Brazil - 1994

## Annex II: Australia investment in Argentina

## Annex III: A brief summary of Mercosur

Data from this report can be total or partially reproduced quoting the source. Opinions are not official and do not necessarily reflect those of any governmental agency.

## 1 Introduction

This draft paper is intended to provide a general overview on the current and potential trade situation, and an even more general overview on FDI between CER and MERCOSUR<sup>1</sup>.

Both regions have or are currently undergoing deep reforms involving the role of the State and extending their economic links with the world. In both cases there is a bilevel or “biringged” concept for such opening to freer trade: 1.- the closer region: Southern Cone of South America and the Tasmanian region respectively, 2.- the “second ring” area: South America and the Americas, South East and East Asia. We must recognize nevertheless that CERTA has an important advantage over MERCOSUR: its “second ring” is the most dynamic region in today’s world.

At the same time there is room for a “horizontal” or South Hemispheric linkage that could be useful to balance excessive weight or asymmetric relationships in the second rings between the southern and northern counterparts: The USA in the Americas, Japan and the USA in Asia Pacific. In other terms: linkages between MERCOSUR and CER seem to be possible in a more leveled playing field.

The impending partnership with Chile will make MERCOSUR part of the Pacific Basin, setting the appropriate scenario to develop this “horizontal path” even if further integration within the Americas, “the vertical path”, is still sought.

The following factors should be raised in the consideration of the mutual relationship between the two regions, considered until now as non complementary and competitive:

- the potential to intraindustry trade, based on product differentiation. There is a huge difference between traditional - neoclassical trade - and new trade creation factors. Intraindustry trade could involve similar products in the added value chain vg. final foodstuffs, inputs for further processing and shipping to the same or third markets, with reciprocal advantages in each region access,
- the potential for intrafirm trade, based in increasing FDI flows, and aimed to produce for each host region first and second “rings”.
- investment in resource related activities: mining, forestry, agribusiness; or services, infrastructure, communications,
- market diversification,
- transfer of technology in agribusiness, telecommunications, mining, fisheries.

---

<sup>1</sup> See Annex III for a brief description of MERCOSUR.

## What are the main obstacles?

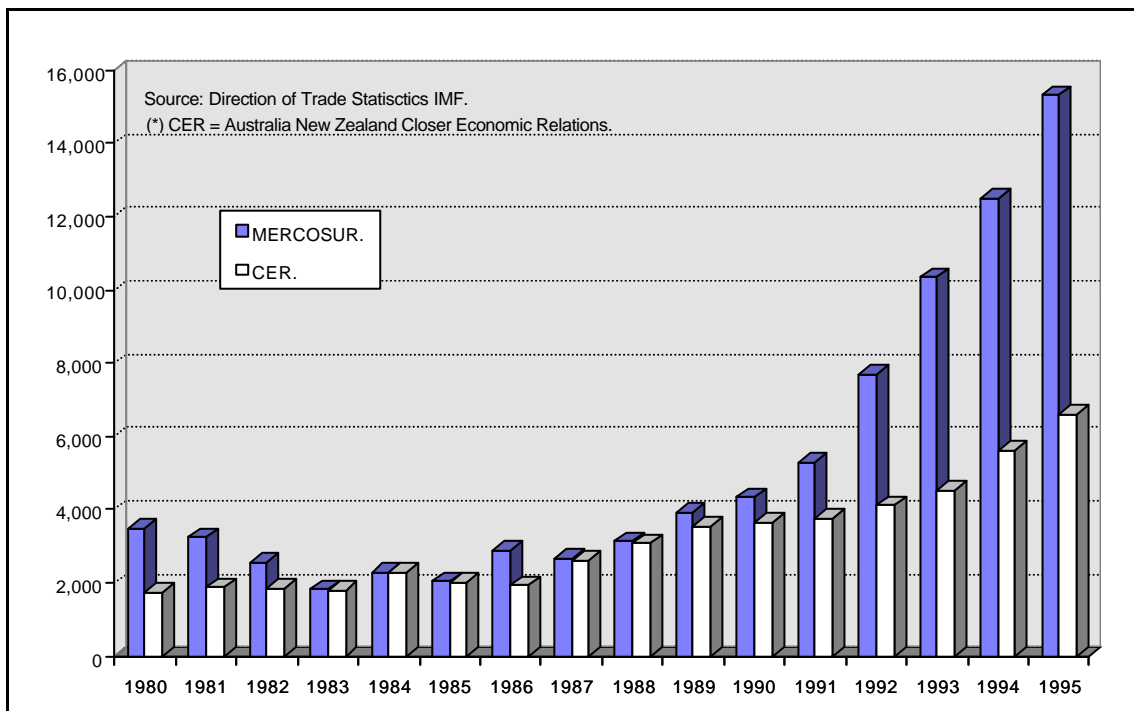
Lack of direct transport links, lack of mutual knowledge of opportunities, the prevailing and stubborn "traditional" competitive - non complementary view and the crowding out of resources and capabilities ought to the "discovery" of intraMERCOSUR economic space for MERCOSUR members and the Asian scenario for CER members, can be counted as the main stumbling blocks to the advance of the relationship. Maturity of the economic reforms in both sides and in the integration within the "first ring", and actual investments already been made, could indicate that the time is ripe to inaugurate a new stage to develop a South America - South Pacific economic space.

## 2- MERCOSUR and CER: size of economies and trade<sup>2</sup>.

Total value of trade is roughly similar in both regions: in 1995 total trade of MERCOSUR was us\$ 144.4 billions, while CER's reached us\$ 138.0 billions.

Although both MERCOSUR and CER intraregional trade grew since the signature of each agreement, in the case of MERCOSUR annual growth was 25% while CER's was 12%. As a result, MERCOSUR intraregional actual trade doubles CER's, while at the end of the 80's were both similar.

**Graphic I: MERCOSUR and CER intraregional trade.**  
Billions of us\$.



Intraregional trade is far more significant for MERCOSUR -8.8% of its total trade- than for CER -4.8% of its total trade-. That seems reasonable if we look both at the population figures -MERCOSUR has almost ten times more people than CER- and to the economic size of both regions -MERCOSUR GDP(1995) is us\$ 942 billions and CER us\$ 390 billions-. Global size hide big differences in per capita income (PPP), which is

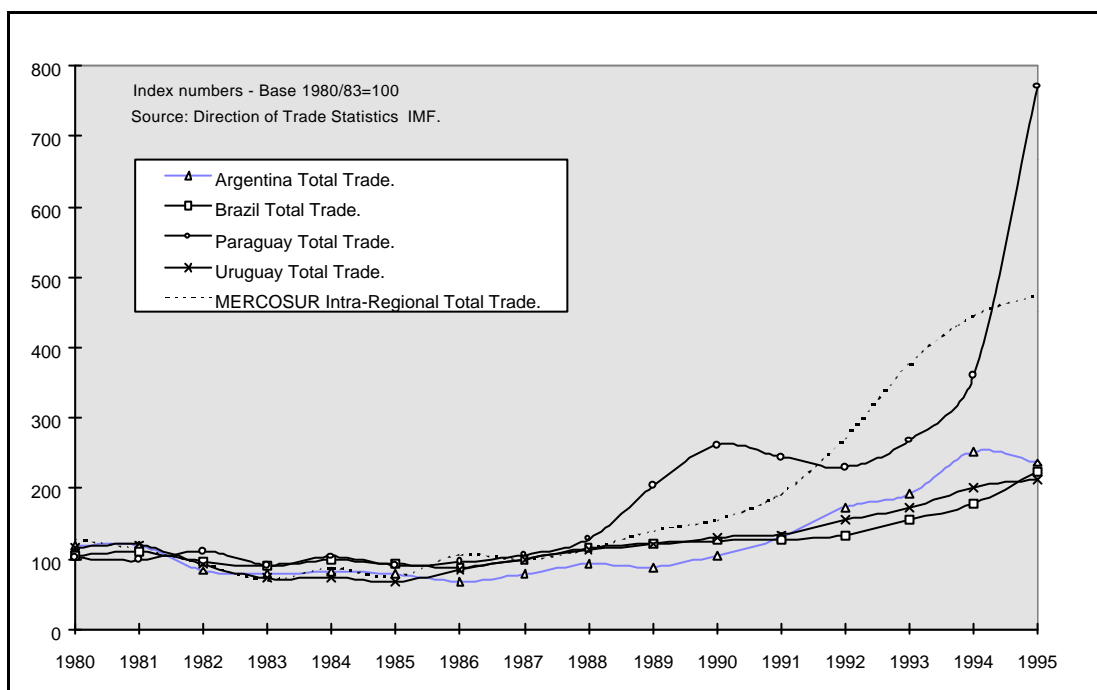
<sup>2</sup> See Annex I for comparative basic figures and facts.

almost four times higher in CER than in MERCOSUR (us\$ 18,500 against us\$ 6,100). CER per capita GDP is still more than double of Argentina's whose human development indicators are the best of MERCOSUR.

Measured by the ratio of exports to GDP, CER -17%- is a much more open region than MERCOSUR -9%-. The gap is even wider when the export/population ratio is considered: Exports per inhabitant are us\$ 393 in MERCOSUR, against us\$ 3,074 in CER.

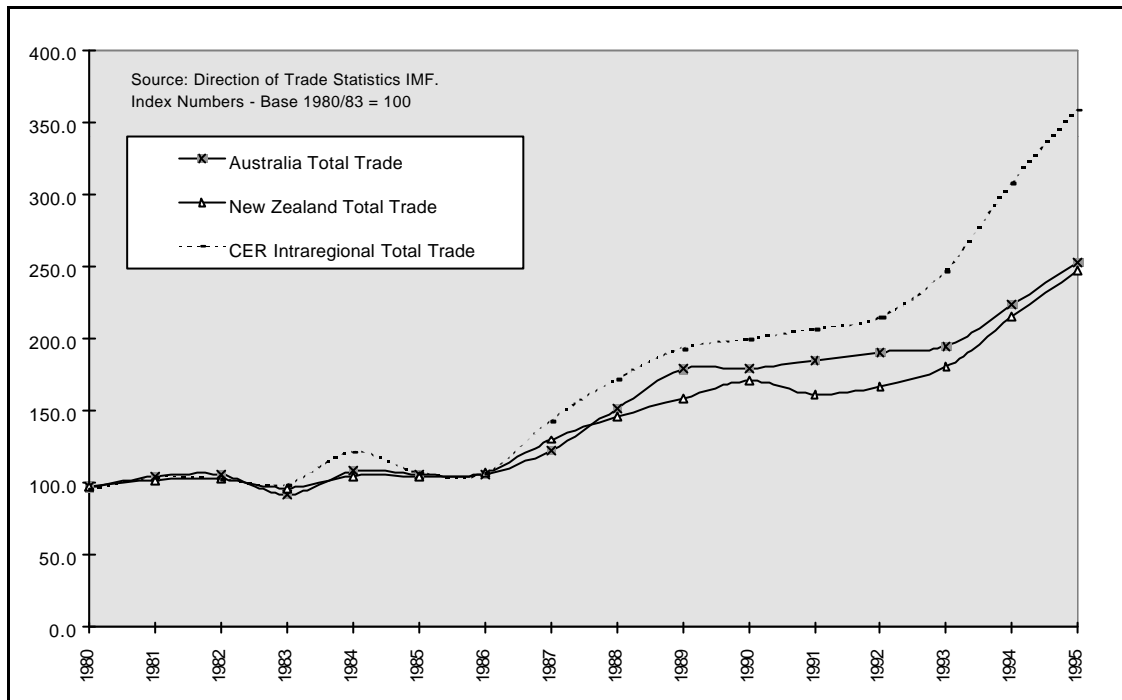
Intraregional trade for each individual country of MERCOSUR<sup>3</sup> and CER grew more than extraregional trade, meaning that integration was an actual factor in the deviation of trade but in the framework of growing trade flows:

**Graphic II: MERCOSUR Total and Intraregional Trade.**



**Graphic III: CER Total and Intraregional Trade.**

<sup>3</sup> Except for Paraguay.



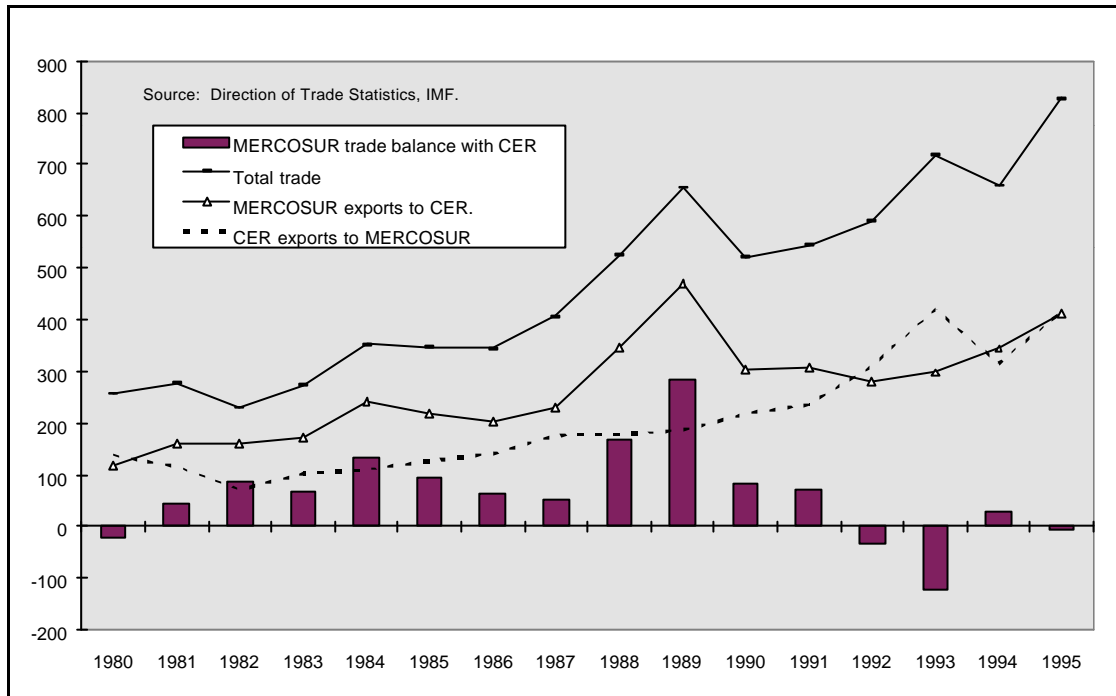
The direction of trade (see annex) follows different patterns: while CER is "Asia addicted" - 2/3 of its exports go there -, MERCOSUR even if "Europe minded" - one third of its exports are shipped to the EU -, has a more diversified pattern. The U.S. is the market of one fifth of MERCOSUR exports, doubling the share it has in CER's case, but still far from being in a dominant position. **Asia has a similar share than the US in the exports of MERCOSUR.**

CER suppliers are much more diversified than its buyers: roughly a quarter of its imports come respectively from North America, the EU and Asia while a fifth of imports comes from Japan. Meanwhile, North America and Europe are the origin of almost two thirds of MERCOSUR purchases (a third each). **The desirability of suppliers diversification is clear in this case.**

Both the market share of MERCOSUR in CER and viceversa are quite small: the us\$ 412 millions shipped in 1995 were 0.60% of total exports of MERCOSUR, and only 0.58 % of the CER imports. Meanwhile CER exported us\$ 416 millions to MERCOSUR, less than 0.77% of its total exports and 0.55% of the MERCOSUR imports.

During the last years merchandise flows in both directions did not seem to follow any clear upward pattern:

**Graphic IV: MERCOSUR - CER Trade**



As shown, MERCOSUR exports reached a peak in 1989, while 1993 and 1995 were the years of maximum value of imports from CER. Trade balance have resulted in continuous surplus for MERCOSUR since 1981, except for 1992, 1993 and 1995. But this general figure hide a normal deficit situation for Argentina and Uruguay, balanced by Brazil huge surplus. Paraguay trade with CER is nil.

### Merchandise trade pattern.

Resource based products are predominant in trade between MERCOSUR and CER. Tables in the Annex describe at six digits of the Harmonized System the main current patterns, the share of each product in each partner's country market and, in the case of Argentina and Brazil, the potentiality of exports to Australia and New Zealand, based on the revealed competitive advantage in each case and in the room for extending their market share.

The main products traded, listed by trade partner are:

<b>Main exports from Argentina</b>	<b>Main exports from Brazil</b>
Vegetable oils	Paper and paperboard
Chemicals	Frozen orange juice
Steel rods and tubes	Machinery for making o finishing paper and paperboard
Peanuts	Footwear
Juice of citrus fruit	Iron ores
Fish, frozen	Iron and steel flat-rolled products
Animal jelly and glues	Tobacco

#### **Main exports from Uruguay**

Bovine and equine leather  
Woven fabrics with combed wool  
Frozen fish  
Parts and accessories of textile machinery  
Digital autodata process machines  
Paper and paperboard

Potential trade increases or addition of new products, as indicated in the Annex tables could be based in the currently existing static comparative advantages and in the current direction of trade. As could be suspected, items with higher RCA are mainly those already traded and resource based: fish, leather, tea.

But even on the base of current trends, exports of some products with supposedly a lower static comparative advantage (but with a  $RCA > 1$ ) could be enhanced if a government-business strategy is introduced on both sides of a new partnership MERCOSUR - Tasmanian. Processed foods, finished or semifinished steel products, electrical appliances, compressors, construction materials and engines are part of the potential new supply of MERCOSUR. Telecom, mining and agriculture equipment are included in the possible diversification of ANZ supply.

Nevertheless, over this "static advantage based" trade scenario we must superpose the decisive role that FDI will have on commercial flows in the coming years. FDI derived is today roughly two thirds of world trade<sup>4</sup> (one third within the transnational corporation system, the other with TNC as one of the partners). Why MERCOSUR - CER trade won't follow a similar pattern, once a steady flow of FDI is established?

<sup>4</sup> World Investment Report . UNCTAD, 1995



### 3. Australia and New Zealand investment in Argentina<sup>5</sup>

A listing of current Australia investment in Argentina include mainly mining ventures, foodstuffs and services (cinemas). New Zealand groups are involved in development of forestry and paper resources.

Due to lack of complete data - Argentina does not require any prior registration of FDI projects -, the following list is probably incomplete but it gives an approach of current trend and amounts involved. (See Table on Annex II, page 97).

Compared to total outward investment of Australia (almost 6 billions us\$ in 1994) and New Zealand (us\$ 207 millions) the figures are blatantly small.

North America TNC are still the main source of MERCOSUR FDI inflows: between 40 and 50% of FDI in Argentina, and around 40% for Brazil. Chile is becoming a growing source of foreign investment in MERCOSUR.

---

<sup>5</sup> Data on Brazil, Uruguay and Paraguay is not available at this time: we hope to add the information in a final revision.

## ANNEX I.

## a. MERCOSUR Economic and Social Indicators

**Mercosur**

Economic and Social Indicators.

	<b>Mercosur</b>	<b>Argentina</b>	<b>Brazil</b>	<b>Chile</b>	<b>Paraguay</b>	<b>Uruguay</b>
Population (1995, Million)	216.1	34.7	159.2	14.2	4.8	3.2
Area ('000 Km2)	12,600	2,767	8,512	737	407	177
GDP per capita (1995, us\$)	4,359	8,030	3,641	4,160	1,693	5,175
Per Capita GDP (1995, us\$, PPP)	6,117	8,310	5,400	9,520	3,650	6,630
GNP (1995, us\$ million, PPP)	1,321,863	288,025	859,788	135,374	17,593	21,083
GDP (1995, us\$ million)	941,985	278,431	579,787	59,151	8,158	16,458
Exports share of GDP (1995, %)	9	7	8	28	14	13
Investment share of GDP (1995, %)	21	**	18	22	23	14
Total Exports (1995, us\$ million)	84,956	18,603	46,605	16,447	1,180	2,121
Total Imports (1995, us\$ million)	86,891	18,352	49,498	15,348	826	2,867
Life expectancy at birth (years at 1995)	68.4	*	73	67	72	68
Adult literacy (1992, %)	85.5	*	95.5	82.1	94.5	96.5
Average school years (1992)	5.2	*	9.2	4.0	7.8	4.9
Literacy Index	0.85	*	0.96	0.82	0.94	0.91
Educational Achievement (1992)	2.05	*	2.53	1.91	2.39	2.14
Human Development Index (1993)	0.815	*	0.885	0.796	0.882	0.883

\* Weighted by population.

\*\* Weighted by GDP.

SOURCES: Human Development 1994 and 1996 - PNUD, Direction of Trade Statistics Yearbook 1996 - IMF and The World Bank Atlas 1997.

**b. CER Economic and Social Indicators****CER**

## Economic and Social Indicators

	<b>CER</b>	<b>AUSTRALIA</b>	<b>NEW ZEALAND</b>
Population (1995, Million)	21.7	18.1	3.6
Area ('000 Km2)	7,951	7,682	269
GDP per capita (1995, us\$)	18,139	18,720	14,340
Per Capita GDP (1995, us\$, PPP)	18,511	18,940	16,360
GDP (1995, us\$ million PPP)	400,855	341,943	58,912
GDP (1995, us\$ million)	389,564	337,909	51,655
Exports share of GDP (1995, %)	17	19	31
Investment share of GDP (1995, %)	23 **	23	24
Total Exports (1995, us\$ million)	66,709	52,977	13,732
Total Imports (1995, us\$ million)	75,140	61,347	13,793
Life expectancy at birth (years at 1995) *	77 *	77	76
Adult literacy (% 1992) *	99.0 *	99	99
Average school years (1992) *	11.8 *	12.0	10.7
School Enrollment Index (% 1993)*	0.93 *	0.92	0.96
Educational Achievement (1992) *	2.77 *	2.78	2.69
Human Development Index (1993) *	0.929 *	0.929	0.927

\* Weighted by population size.

\*\* Weighted by GNP size.

SOURCE: Human Development Report 1994 and 1996 - UNDP, Direction of Trade Statistics 1996

- IMF, The World Bank Atlas 1997.

### c. A Comparison of The Mercosur and CER agreements

	Mercosur	CER
Name:	Southern Common Market.	Australia New Zealand Closer Economic Relations Trade Agreement.
Starting date:	1991 - 1995	1983 - 1995
Members:	Argentina, Brazil, Chile, Paraguay y Uruguay.	Australia and New Zealand.
Population:	201.9 Million.	21.7 Million.
Extraregional Trade:	126,970 Millions of U\$S (1995).	135,231 Millions of U\$S (1995).
Intraregional Trade:	17,092 Millions of U\$S (1995).	6,618 Millions of U\$S (1995).
Type of Treaty:	Customs Union.	Free Trade Agreement.
Common External Tariff (CET):	Between 0% and 20%.	-
Brief History:	<p>1960 ALALC - Latin American Free Trade Association.</p> <p>1980 ALADI - Latin American Integration Association.</p> <p>1985 Joint Commission for Bilateral Integration and Cooperation (Argentina and Brazil).</p> <p>1986 Acuerdos para la Integración Bilateral (Argentina and Brazil).</p> <p>1990 Agreement to establish a common market by 1995 (Argentina and Brazil).</p> <p>1991 Treaty of Asunción: MERCOSUR (Argentina, Brazil, Paraguay and Uruguay).</p> <p><u>1995</u> Customs Union.</p> <p>October, 1996 Free Trade Area between MERCOSUR and Chile to be completely established in 2006.</p>	<p>1966 New Zealand - Australia Free Trade Agreement (NAFTA).</p> <p>1978 Declaration between the Prime Ministers (NAREEN).</p> <p>1982 The Heads of Agreement of the ANZCERTA was signed.</p> <p>1983 ANZCERTA came into force.</p> <p>1987 Bases set for CER Agreement in 1988.</p> <p>1988 Negotiations, Memorandum of Understanding on Harmonisation of Business Law and Memorandum of Understanding on Technical Barriers to Trade.</p> <p><u>1990</u> Full Free Trade in Goods.</p> <p><u>1992</u> General Review of the operation of the CER Agreement.</p> <p>1995 Complete establishment of the Free Trade Area.</p>
Exemptions:	<p>Argentina, Brazil and Uruguay: 300 items.</p> <p>Paraguay: 399 items.</p> <p>These tariffs will be gradually lowered to reach the CET level by the year 2001, and they cannot be higher than 35%.</p> <p>The CET convergence deadline for computing and telecommunications goods is extended to year 2006.</p>	<p>Services exemptions:</p> <p>New Zealand: Aspects of Telecommunications, shipping and postal services.</p> <p>Australia: Telecommunications, airport services, coastal shipping, broadcasting and television, health insurance and postal services.</p>
Movements of goods:	Unrestricted.	Unrestricted.
Movements of services:	Unrestricted.	Unrestricted.
Movements of labor:	Unrestricted.	Unrestricted.
Movements of capital:	Unrestricted.	Unrestricted.

**d. Argentina exports to Australia - 1995.**

Thousand of dollars.  
More than 100.000 dollars.

HS	Description	Australia total imports	Argentina exports to Australia	Market share
030420	Fish fillets, frozen	88,426	1,670	1.9
030490	Fish meat (other than fillets), frozen	6,613	233	3.5
070320	Garlic, leeks and other alliaceous vegetables, fresh or chilled	5,430	291	5.4
081340	Fruit, dried, n.e.s., And mixtures, n.e.s., Of nuts (not incl. oil nuts) or dried fruit	711	175	24.6
120220	Groundnuts (peanuts), not roasted or cooked, shelled	8,119	2,867	35.3
150710	Soybean oil, crude, whether or not degummed	17,680	6,578	37.2
150790	Soybean oil, refined, and its fractions	5,658	1,424	25.2
150810	Peanut (groundnut) oil, crude	1,038	1,001	96.5
151211	Sunflower seed oil or safflower oil, crude	5,624	5,680	101.0
151219	Refined oil and fractions thereof	906	118	13.0
151511	Linseed oil, crude	890	642	72.2
151519	Linseed oil, refined, and its fractions	1,341	800	59.6
170490	Sugar confectionery (including white chocolate), not containing cocoa, n.e.s.	46,606	231	0.5
200811	Nuts, groundnuts and other seeds, prepared or preserved, n.e.s., Whether or not containing added sugar or other sweetening matter or spirit	1,256	220	17.5
200930	Juice of any single citrus fruit, other than of orange or grapefruit, unfermented and not containing added spirit	2,983	1,720	57.7
200960	Grape juice (including grape must), unfermented and not containing added spirit	1,530	679	44.4
200970	Apple juice, unfermented and not containing added spirit	17,045	284	1.7
220429	Wine of fresh grapes (other than sparkling wine); grape must with fermentation arrested by the addition of alcohol	6,024	672	11.2
252890	Natural borates and concentrates, except borates from natural brine; natural boric acid containing not over 85% h3b03 based on dry weight	1,191	1,042	87.6
281000	Boron oxides; boric acids	2,393	480	20.1
284910	Calcium carbide, chemically defined or not	4,649	752	16.2
291812	Lactic acid, tartaric acid, citric acid and their salts and esters	3,580	222	6.2
292690	Nitrile-function compounds n.e.s.	19,973	105	0.5
320110	Tanning extracts of vegetable origin; tannins and their salts, ethers, esters and other derivatives	103	124	121.2
350300	Gelatin (including gelatin in rectangular or square sheets) and gelatin derivatives; isinglass; other glues of animal origin, n.e.s.	19,553	1,199	6.1
390220	Polyisobutylene, in primary forms	701	443	63.1
401110	New pneumatic rubber tires, of a kind used on motor cars (including station wagons and racing cars)	165,678	236	0.1
410431	Bovine leather n.e.s. And equine leather (without hair), parchment-dressed or prepared after tanning	13,744	1,049	7.6
410439	Bovine leather n.e.s. And equine leather (without hair), parchment-dressed or prepared after tanning	32,562	135	0.4
441119	Fiberboard of wood or other ligneous materials, of a density exceeding 0.80 g/cm3	2,170	103	4.8
480252	Paper and paperboard n.e.s., Not under 40 g/m2 and not over 150 g/m2, not over 10% (weight) of fiber by mechanical process, uncoated, rolls or sheets	82,478	244	0.3
510310	Noils of wool or of fine animal hair, not garnetted	169	143	84.2

Continuación de la página anterior.

680293	Monumental or building stone (except slate), n.e.s. And articles thereof, molded, turned, polished, decorated, carved or otherwise worked	11,237	149	1.3
690890	Glazed ceramic flags and paving, hearth or wall tiles; glazed ceramic mosaic cubes and the like	151,098	138	0.1
720912	Iron and nonalloy steel flat-rolled products, not clad etc., Cold-rolled, not under 600 mm wide, over 1 mm but under 3 mm thick, coils (yield points)	212	3,463	1636.6
720913	Iron and nonalloy steel flat-rolled products, not clad etc., Cold-rolled, not under 600 mm wide, not under .5 mm but not over 1 mm thick, coils (yp)	113	2,092	1845.3
721031	Iron and nonalloy steel flat-rolled products, electrolytically plated etc. With zinc, not under 600 mm wide	777	124	16.0
730410	Iron (except cast) and steel seamless line pipe used for oil and gas pipelines	4,966	151	3.0
730420	Casing, tubing and drill pipe, of a kind used in drilling for oil or gas, of iron (other than cast iron)	45,789	2,892	6.3
730431	Iron (except cast) and nonalloy steel seamless tubes, pipes and hollow profiles, n.e.s. Of circular cross-section	15,125	756	5.0
730439	Iron (except cast) and nonalloy steel seamless tubes, pipes and hollow profiles, n.e.s. Of circular cross-section	18,962	2,487	13.1
730660	Iron and steel welded tubing and pipe, of noncircular cross-section, n.e.s.	4,882	246	5.0
731100	Metal containers for compressed air or liquefied gas, of iron or steel	14,414	107	0.7
731290	Stranded wire, ropes, cables, etc. Of iron or steel, not electrically insulated	1,134	461	40.7
840991	Parts, n.e.s., suitable for use solely or principally with spark-ignition internal combustion piston engines	201,481	155	0.1
842240	Packing or wrapping machinery, n.e.s.	46,181	115	0.3
843290	Parts of agricultural, horticultural or forestry machinery for soil preparation or cultivation and lawn or sports ground rollers	8,140	654	8.0
846592	Machine tools for working wood, cork, bone, hard rubber, hard plastic, etc.(including machines for nailing, stapling, glueing, etc.), N.e.s.	8,799	225	2.6
848330	Bearing housings, not incorporating ball or roller bearings; plain shaft bearings	36,617	277	0.8
870870	Parts and accessories n.e.s. For tractors, motor cars and other motor vehicles, trucks, public-transport vehicles and road motor vehicles, n.e.s.	46,750	111	0.2
902810	Gas meters	2,591	191	7.4

Source: Prepared by the Undersecretariat of Foreign Trade (East Asia Analytical Unit) based on COMTRADE - UN.

## e. Argentina exports to New Zealand - 1995

Thousand of dollars.

More than 10.000 dollars.

HS	Description	New Zealand total imports	Argentina exports to New Zealand	Market share
090240	Other black tea (fermented) and other partly fermented tea, whether or not flavored	4,316	427	9.9
150710	Soybean oil, crude, whether or not degummed	7,619	648	8.5
150790	Soybean oil, refined, and its fractions	9,549	2,776	29.1
151211	Sunflower seed oil or safflower oil, crude	2,231	1,406	63.0
151219	Refined oil and fractions thereof	3,776	2,168	57.4
151511	Linseed oil, crude	139	112	80.7
151519	Linseed oil, refined, and its fractions	294	26	9.0
151529	Corn (maize) oil, refined, and its fractions	509	169	33.1
160250	Meat and offal (other than liver), of bovine animals, prepared or preserved, n.e.s	1,603	45	2.8
170490	Sugar confectionery (including white chocolate), not containing cocoa, n.e.s.	17,149	55	0.3
190530	Sweet biscuits, waffles and wafers, gingerbread and the like	7,841	11	0.1
200799	Jams, fruit jellies, marmalades, fruit or nut puree and fruit or nut pastes, being cooked preparations, not including homogenized preparations	2,226	106	4.8
200930	Juice of any single citrus fruit, other than of orange or grapefruit, unfermented and not containing added spirit	1,086	20	1.8
200960	Grape juice (including grape must), unfermented and not containing added spirit	592	35	5.9
220429	Wine of fresh grapes (other than sparkling wine); grape must with fermentation arrested by the addition of alcohol	7,612	74	1.0
240120	Tobacco, wholly or partly stemmed/stripped	11,385	174	1.5
284910	Calcium carbide, chemically defined or not	786	15	1.9
300490	Medicaments, n.e.s., In dosage form or retail packings	186,943	126	0.1
320190	Tanning extracts of vegetable origin; tannins and their salts, ethers, esters and other derivatives	381	27	7.0
320412	Acid dyes and preparations based thereon; mordant dyes and preparations based thereon	2,858	11	0.4
350300	Gelatin (including gelatin in rectangular or square sheets) and gelatin derivatives; isinglass; other glues of animal origin, n.e.s.	2,876	256	8.9
390220	Polyisobutylene, in primary forms	1,661	23	1.4
401110	New pneumatic rubber tires, of a kind used on motor cars (incl. station wagons and racing cars)	27,582	138	0.5
410431	Bovine leather n.e.s. And equine leather (without hair), parchment-dressed or prepared after tanning	1,450	18	1.2
480252	Paper and paperboard n.e.s., Not under 40 g/m2 and not over 150 g/m2, not over 10% (weight) of fiber by mechanical process, uncoated, rolls or sheets	55,148	59	0.1
690890	Glazed ceramic flags and paving, hearth or wall tiles; glazed ceramic mosaic cubes and the like	14,754	206	1.4
700319	Nonwired glass sheets, cast and rolled	996	34	3.4
730439	Iron (except cast) and nonalloy steel seamless tubes, pipes and hollow profiles, n.e.s. Of circular cross-section	2,101	135	6.4
731290	Stranded wire, ropes, cables, etc. Of iron or steel, not electrically insulated	652	67	10.3
840991	Parts, n.e.s., suitable for use solely or principally with spark-ignition internal combustion piston engines	12,022	16	0.1
851190	Parts of electrical ignition or starting equipment for internal combustion engines; parts of generators and cut outs used with those engines	3,482	16	0.4
870323	Motor vehicles for the transport of persons (other than public transport), n.e.s.	676,387	31	0.0
870324	Motor vehicles for the transport of persons (other than public transport), n.e.s.	216,677	18	0.0
903039	Instruments and apparatus, n.e.s. For measuring or checking voltage, current, resistance or power, without a recording device	3,379	21	0.6
940161	Seats, n.e.s., With wooden frames	6,879	11	0.2
940360	Furniture, n.e.s., Of wood, n.e.s. (other than of a kind used in offices, kitchens, or bedrooms)	14,527	11	0.1
950730	Fishing rods, hooks, other tackle and landing nets; butterfly etc. Nets; decoys (not collectors items or decoy calls); hunting etc. Requisites, n.e.s.	4,046	18	0.4

Source: Prepared by the Undersecretariat of Foreign Trade (East Asia Analytical Unit) based on COMTRADE - UN.



**f. Argentina main imports from Australia - 1995**

**Thousand of dollars.  
More than 50.000 dollars.**

HS	Description	Argentina total imports	Argentina imports from Australia	Market Share
010410	Sheep, live	855	208	24.3
040221	Milk and cream, in solid form, of a fat content, by weight, exceeding 1.5%	14,160	196	1.4
040500	Butter and other fats and oils derived from milk	1,580	73	4.6
050690	Bones and horn-cores, unworked, defatted, simply prepared, treated with acid or degelatinized; powder and wastes of these products	280	246	88.2
071331	Beans, other than broad beans and horse beans, dried, shelled	116	92	79.8
120921	Seeds of forage plants, other than beet seed	22,229	4,799	21.6
120929	Seeds of forage plants, other than beet seed	1,689	174	10.3
151911	Fatty acids and acid oils from refining animal or vegetable fatty substances	372	324	87.3
210690	Food preparations, n.e.s.	35,441	212	0.6
220890	Spirits and distilled alcoholic beverages, n.e.s.	2,628	61	2.3
252610	Steatite, natural, whether or not roughly trimmed or merely cut, by sawing or otherwise, into blocks or slabs of square or rectangular shape; talc	67	67	100.0
261400	Titanium ores and concentrates	768	85	11.1
270112	Bituminous coal, pulverized or not, but not agglomerated	23,605	1,394	5.9
270119	Coal, n.e.s., Pulverized or not, but not agglomerated	45,286	23,668	52.3
280470	Selenium, tellurium, phosphorus, arsenic and boron	5,047	351	7.0
281820	Alumina (aluminum oxide)	84,219	37,670	44.7
292249	Amino acids and their esters (not containing more than one kind of oxygen-function) n.e.s.; Salts thereof	6,770	72	1.1
293100	Organo-inorganic compounds n.e.s.	53,668	992	1.8
293359	Heterocyclic compounds with nitrogen hetero-atom(s) only, with a pyrimidine ring, piperazine ring, or unfused triazine ring; nucleic acids and salts	18,126	66	0.4
300420	Medicaments containing antibiotics, except penicillins and streptomycins, in dosage form or retail packings	36,793	351	1.0
300432	Medicaments containing adrenal cortical hormones, put up in measured doses or in forms or packings for retail sale	1,348	70	5.2
300490	Medicaments, n.e.s., In dosage form or retail packings	93,478	812	0.9
320610	Pigments and preparations based on titanium dioxide	50,221	385	0.8
320820	Paints and varnishes (including enamels and lacquers) based on synthetic or chemically modified natural polymers, nonaqueous; plastics in solution	6,766	733	10.8
380830	Herbicides (weed killers), antisprouting products and plant-growth regulators, put up or packed for retail sale or as preparations or articles	137,721	4,077	3.0
381400	Organic composite solvents and thinners, n.e.s.; Prepared paint or varnish removers	1,557	72	4.6
391732	Tubes, pipes and hoses, n.e.s. Of plastics, not reinforced or otherwise combined with other materials, without fittings	7,856	433	5.5
392321	Sacks and bags (including cones) of plastics	7,132	60	0.8
392350	Articles for the conveyance or packing of goods, n.e.s., Of plastics; stoppers, lids, caps and other closures, of plastics	10,518	60	0.6
392390	Articles for the conveyance or packing of goods, n.e.s., Of plastics; stoppers, lids, caps and other closures, of plastics	7,374	65	0.9
410210	Sheep and lamb skins (except of astrakhan, broadtail, caracul, persian, etc. Lambs, indian, chinese, mongolian or tibetan lambs) with wool on, raw	2,017	1,358	67.4

730640	Iron and steel welded tubing and pipe, of circular cross-section, n.e.s.	3,604	50	1.4
730890	Metal structures and parts, n.e.s., Of iron or steel	23,052	85	0.4
732690	Articles of iron or steel, n.e.s.	38,244	66	0.2
761690	Articles of aluminum, n.e.s.	11,018	58	0.5
820840	Knives and cutting blades for machines or mechanical appliances	939	177	18.8
831120	Wire, rods, electrodes, etc., Of base metal or of metal carbides, flux coated for soldering, etc.; agglomerated base metal powder for metal spraying	258	54	21.0
842430	Steam or sand blasting machines and similar jet projecting machines	22,527	80	0.4
843359	Harvesting and threshing machinery, n.e.s.; Mowers, n.e.s. (other than mowers for lawns, parks or sports grounds)	34,581	1,314	3.8
843890	Parts for the machinery, n.e.s. For the industrial preparation or manufacture of food or drink	6,241	55	0.9
847191	Digital processing units whether or not presented with the rest of the system which may contain storage units, input units or output units	145,084	160	0.1
847192	Input or output units whether or not presented with the rest of a system and whether or not containing storage units in one housing in data processing	186,521	74	0.0
847989	Machinery having individual functions, n.e.s.	86,580	284	0.3
848071	Injection or compression types of molds for rubber or plastics	24,516	478	2.0
850440	Static converters (e.g., Rectifiers)	52,354	93	0.2
851090	Parts of shavers and hair clippers with self-contained electric motor (excluding blades and cutter heads)	373	74	19.8
851740	Apparatus for carrier-current line systems, n.e.s.	71,996	291	0.4
851790	Parts of electrical apparatus for line telephony or line telegraphy (including apparatus for carrier-current line systems)	88,569	129	0.1
852311	Magnetic tapes for sound recording or similar recording of other phenomena, of a width not exceeding 4 mm	11,622	442	3.8
852490	Recorded media, n.e.s., Sound or similarly recorded phenomena	69,997	504	0.7
852510	Transmission apparatus for radiotelephony, radiotelegraphy, radiobroadcasting or television, not incorporating reception apparatus	12,106	256	2.1
852520	Transmission apparatus for radiotelephony, radiotelegraphy, radiobroadcasting or television, incorporating reception apparatus	236,539	5,599	2.4
852790	Reception apparatus for radiotelephony or radiotelegraphy, n.e.s.	8,635	72	0.8
852990	Parts of television receivers, radiobroadcast receivers, transmission apparatus for radio telephony, telegraphy, broadcasting or television etc.	160,837	10,108	6.3
853650	Switches for electrical apparatus, n.e.s., For voltages not exceeding 1,000 volts	29,586	52	0.2
853690	Electrical apparatus for switching or protecting electrical circuits or making connections to or in electrical circuits, n.e.s., Not exceeding 1,000 v	48,814	96	0.2
854411	Insulated electric winding wire	2,880	362	12.6
860721	Parts of railway or tramway locomotives or rolling stock railway vehicles; parts of railway or tramway coaches, vans, trucks, service vehicles, etc.	482	51	10.6
890110	Cruise ships, excursion boats and similar vessels designed primarily for the transport of persons; ferry boats of all kinds	19,127	19,127	100.0
901010	Apparatus and equipment for photographic (including cinematographic) laboratories, n.e.s.; Negatoscopes; projection screens	7,154	126	1.8
902140	Hearing aids (excluding parts and accessories)	4,712	239	5.1
902150	Pacemakers for stimulating heart muscles (excluding parts and accessories)	6,353	81	1.3

Source: Prepared by the Undersecretariat of Foreign Trade (East Asia Analytical Unit) based on COMTRADE - UN.

**g. Argentina main imports from New Zealand - 1995.**  
**Thousand of dollars. Ordered by decreasing value of Argentina imports from New Zealand.**  
**More than 10.000 dollars**

HS	Description	Argentina total imports	Argentina imports from N. Zealand	Market Share
010420	Goats, live	11	11	100.0
010600	Live animals, n.e.s.	362	33	9.1
030739	Other molluscs/aquatic invertebrates, frozen, dried, salted or in brine incl flours, meals pellets of aquatic invbrts oth thn crustaceans hum consmpt	874	87	9.9
040210	Milk, in solid form, of a fat content, by weight, not exceeding 1.5%	2,272	984	43.3
040221	Milk and cream, in solid form, of a fat content, by weight, exceeding 1.5%	14,160	6,482	45.8
040500	Butter and other fats and oils derived from milk	1,580	1,457	92.2
040690	Cheese, n.e.s.	9,657	476	4.9
051110	Bovine semen	4,584	24	0.5
051199	Animal products, n.e.s.	1,086	11	1.0
071021	Vegetables n.e.s. And mixtures of vegetables (uncooked or cooked by steaming or boiling in water), frozen	206	20	9.9
071080	Vegetables n.e.s. And mixtures of vegetables (uncooked or cooked by steaming or boiling in water), frozen	841	26	3.1
071090	Vegetables n.e.s. And mixtures of vegetables (uncooked or cooked by steaming or boiling in water), frozen	196	25	12.5
071310	Peas, dried, shelled	339	58	17.1
081090	Fruit, fresh, n.e.s.	10,938	1,815	16.6
120922	Seeds of forage plants, other than beet seed	3,793	260	6.8
120925	Seeds of forage plants, other than beet seed	1,071	255	23.8
120929	Seeds of forage plants, other than beet seed	1,689	13	0.8
160290	Meat or meat offal, n.e.s., Prepared or preserved (including preparations of blood of any animal)	82	17	20.7
170210	Lactose and lactose syrup	804	131	16.3
190590	Bakers' wares, n.e.s., Communion wafers, empty cachets for pharmaceutical use, sealing wafers, rice, paper, etc.	10,865	12	0.1
250100	Sodium chloride, pure, and common salt (including table salt and denatured salt), whether or not in aqueous solution: sea water	366	11	3.0
250700	Kaolin and other kaolinic clays, whether or not calcined	7,656	13	0.2
284700	Hydrogen peroxide, solidified or not with urea	9,368	1,215	13.0
350110	Casein	1,810	194	10.7
350190	Caseinates and other casein derivatives: casein glues	6,182	1,282	20.7
350290	Albumins (incl cnent of two or more whey proteins cont by weight more th 80% whey proteins calc on dry matter) oth th egg albumins; oth albumin deriv	275	130	47.4
382100	Prepared culture media for development of micro-organisms	2,212	11	0.5
382200	Composite diagnostic or laboratory reagents, n.e.s.	17,693	71	0.4
392190	Plates, sheets, film, foil and strip of plastics, n.e.s., Noncellular	35,387	383	1.1
392310	Articles for the conveyance or packing of goods, n.e.s., Of plastics; stoppers, lids, caps and other closures, of plastics	11,998	73	0.6
392329	Sacks and bags (including cones) of plastics	3,335	37	1.1
392690	Articles of plastics, n.e.s.	67,321	28	0.0
481930	Paper sacks and bags, with a base of 40 cm or over in width	7,543	368	4.9
482110	Paper and paperboard labels of all kinds, whether or not printed	7,224	1,925	26.6
491110	Trade advertising material, commercial catalogs and the like	16,673	32	0.2
731100	Metal containers for compressed air or liquefied gas, of iron or steel	24,082	14	0.1
760611	Aluminum and aluminum alloy plates, sheets and strip, over .2 mm thick	2,684	123	4.6
760720	Aluminum and aluminum alloy foil (whether or not printed or backed with material) not over .2 mm thick (excluding any backing)	10,602	98	0.9

820232	Circular saw blades (including slitting or slotting saw blades) with working part of materials other than steel	1,450	31	2.1
820320	Pliers (including cutting pliers), pincers, tweezers, metal cutting shears, pipe cutters and similar tools	3,898	33	0.9
841311	Pumps for dispensing fuel or lubricants, of the type used in filling stations or garages, fitted or designed to be fitted with a measuring device	14,425	94	0.7
841370	Centrifugal pumps, n.e.s.	25,938	14	0.1
841480	Air or vacuum pumps, n.e.s.	63,957	89	0.1
841939	Dryers for the treatment of materials, n.e.s.	14,318	78	0.5
841989	Temperature changing industrial and laboratory machinery, etc. For the treatment of materials, n.e.s.	54,366	16	0.0
842230	Packing or wrapping machinery, n.e.s.	55,073	485	0.9
842240	Packing or wrapping machinery, n.e.s.	58,004	106	0.2
842382	Weighing machinery (excluding balances of 5 cg or better, personal and household scales), including weight-operated counting and checking machines	1,316	142	10.8
842820	Continuous-action elevators and conveyors, pneumatic	5,452	367	6.7
842833	Continuous-action elevators and conveyors, other than pneumatic, belt type	21,915	114	0.5
842839	Continuous-action elevators and conveyors for goods and materials, n.e.s.	53,424	402	0.8
843131	Parts of lifts, skip hoists or escalators	6,796	17	0.2
843230	Seeders, planters, transplanters; fertilizer distributors and manure spreaders (other than hand tools)	3,884	58	1.5
843420	Dairy machinery	4,243	28	0.7
843490	Parts for milking machines and dairy machinery	1,574	83	5.3
846599	Machine tools for working wood, cork, bone, hard rubber, hard plastic, etc.(including machines for nailing, stapling, glueing, etc.), N.e.s.	8,193	38	0.5
847199	Data processing equipment, n.e.s.	50,223	10	0.0
847930	Presses for the manufacture of particle board or fiber building board of wood, etc.; Machinery for treating wood or cork, n.e.s.	3,913	457	11.7
847982	Machinery having individual functions, n.e.s.	13,525	187	1.4
847989	Machinery having individual functions, n.e.s.	86,580	17	0.0
848180	Taps, cocks, valves and similar appliances, n.e.s.	59,964	11	0.0
850440	Static converters (e.g., Rectifiers)	52,354	1,533	2.9
850490	Parts of electric power machinery (other than rotating electric power generating machinery and equipment), and parts thereof	5,609	62	1.1
850730	Electric accumulators (storage batteries)	7,819	22	0.3
851730	Telephonic or telegraphic switching apparatus	108,196	11	0.0
852490	Recorded media, n.e.s., Sound or similarly recorded phenomena	69,997	783	1.1
852520	Transmission apparatus for radiotelephony, radiotelegraphy, radiobroadcasting or television, incorporating reception apparatus	236,539	3,477	1.5
852990	Parts of television receivers, radiobroadcast receivers, transmission apparatus for radio telephony, telegraphy, broadcasting or television etc.	160,837	876	0.5
853890	Parts of electrical apparatus for switching or protecting electrical circuits for making connections to or in electrical circuits, n.e.s.	18,720	14	0.1
854129	Transistors (excluding photosensitive transistors) with a dissipation rate of 1 watt or more	3,676	17	0.5
854380	Electrical machines and apparatus, having individual functions, n.e.s. (other than particle accelerators)	42,345	57	0.1
854459	Electric conductors, for a voltage exceeding 80 volts, but not exceeding 1,000 volts, n.e.s.	25,110	26	0.1
854620	Electrical insulators of ceramics	2,271	19	0.9
854690	Electrical insulators of material other than glass or ceramics	1,976	75	3.8
901831	Syringes, needles, catheters, cannulae and the like used in medical, surgical or veterinary sciences	5,565	49	0.9
901890	Instruments and appliances used in medical, surgical or veterinary sciences, n.e.s.	23,416	69	0.3
901920	Ozone therapy, oxygen therapy, aerosol therapy, artificial respiration or other therapeutic respiration apparatus	2,534	90	3.5
902000	Breathing appliances and gas masks, n.e.s. (excluding protective masks having neither mechanical parts nor replacement filters)	838	49	5.9
902620	Instruments and apparatus for measuring or checking the pressure of liquids or gases, n.e.s. (not supply etc. Meters and regulating etc. Apparatus)	7,800	15	0.2
902810	Gas meters	2,843	241	8.5
902820	Liquid meters	16,505	25	0.2
902910	Revolution counters, production counters, taximeters, odometers, pedometers and the like	2,025	33	1.6
903180	Measuring or checking instruments, appliances and machines, n.e.s.; Profile projectors	34,637	63	0.2
950699	Sports goods, n.e.s., Including skate boards, polo and croquet mallets, clay pigeons and projectors, bobsleds, toboggans, snowshoes and sleds, etc.	5,926	10	0.2
960820	Ball point pens; felt tipped or other porous-tipped pens and markers; fountain pens, stylograph and other pens; propelling or sliding pencils, etc.	4,766	10	0.2

### h. Brazil exports to Australia - 1995.

**Thousand of dollars.**

**More than 200.000 dollars.**

HS	Description	Australia total imports	Brazil exports to Australia	Market share
080120	Brazil nuts, fresh or dried, whether or not shelled or peeled	1,992	1,406	70.6
080130	Cashew nuts, fresh or dried, whether or not shelled or peeled	27,861	1,737	6.2
090111	Coffee, not roasted, not decaffeinated	130,418	8,217	6.3
100630	Rice, semi-milled or wholly milled, whether or not polished, glazed, parboiled or converted (excluding broken rice)	13,494	504	3.7
150710	Soybean oil, crude, whether or not degummed	17,680	4,989	28.2
170490	Sugar confectionery (including white chocolate), not containing cocoa, n.e.s.	46,606	1,531	3.3
180310	Cocoa paste, not defatted (licor)	13,027	1,916	14.7
200911	Orange juice, unfermented and not containing added spirit	20,033	17,136	85.5
200930	Juice of any single citrus fruit, other than of orange or grapefruit, unfermented and not containing added spirit	2,983	658	22.1
200970	Apple juice, unfermented and not containing added spirit	17,045	241	1.4
210110	Extracts, essences and concentrates of coffee and preparations with a basis of these products or with a basis of coffee	40,902	6,497	15.9
210320	Tomato ketchup and other tomato sauces	5,279	257	4.9
210610	Food preparations, n.e.s.	3,730	347	9.3
210690	Food preparations, n.e.s.	240,777	500	0.2
220840	Rum and tafia	5,395	422	7.8
240110	Tobacco, not stemmed/stripped	3,940	571	14.5
240120	Tobacco, wholly or partly stemmed/stripped	75,215	6,362	8.5
260111	Iron ore and concentrates, not agglomerated	46	9,062	19,711.6
281810	Artificial corundum, whether or not chemically defined	3,771	291	7.7
283323	Sulfates n.e.s.; Alums	182	707	388.6
283711	Cyanides, cyanide oxides and complex cyanides	15,282	315	2.1
284920	Carbides (other than calcium carbide), chemically defined or not	5,628	2,780	49.4
290241	Xylenes, pure	3,222	322	10.0
290314	Saturated chlorinated derivatives of acyclic hydrocarbons, n.e.s.	1,066	347	32.6
290490	Sulfonated, nitrated or nitrosated derivatives of hydrocarbons, halogenated or not	6,888	3,642	52.9
291712	Polycarboxylic acids, n.e.s. And their anhydrides, halides, peroxides and peroxyacids; their halogenated, sulfonated, nitrated etc. Derivatives	2,544	208	8.2
292320	Quaternary ammonium salts and hydroxides; lecithins and other phosphoaminolipids	3,959	383	9.7
292421	Ureines and their derivatives; salts thereof	4,300	358	8.3
293490	Heterocyclic compounds with a phenothiazine ring-system (hydrogenated or not), not further fused	28,950	713	2.5
330190	Concentrates of essential oils in fats, fixed oils etc.; Terpenic by-products and aqueous distillates or solutions of essential oils	409	367	89.7
340213	Organic surface-active agents, put up for retail sale or not	16,002	213	1.3
350300	Gelatin (including gelatin in rectangular or square sheets) and gelatin derivatives; isinglass; other glues of animal origin, n.e.s.	19,553	1,402	7.2
380830	Herbicides (weed killers), antisprouting products and plant-growth regulators, put up or packed for retail sale or as preparations or articles	52,582	553	1.1
382390	Chemical products and preparations, n.e.s.	121,065	684	0.6
390110	Polyethylene, having a specific gravity of less than 0.94, in primary forms	61,046	512	0.8
390410	Polyvinyl chloride, not mixed with other substances, in primary forms	37,564	2,415	6.4
390740	Polycarbonates, in primary forms	29,891	214	0.7
391220	Cellulose nitrates (including collodions), in primary forms	3,847	1,047	27.2
392071	Plates, sheets, film, foil and strip of cellulose or its chemical derivatives, n.e.s., Not self-adhesive and not reinforced, laminated, etc.	5,729	352	6.1
392190	Plates, sheets, film, foil and strip of plastics, n.e.s., Noncellular	75,102	308	0.4
400219	Styrene-butadiene rubber (sbr); carboxylated styrene-butadiene rubber (xsbr), in primary forms or in plates, etc.	10,256	415	4.0
401091	Conveyor or transmission belts or belting of vulcanized rubber, n.e.s.	26,398	204	0.8

401110	New pneumatic rubber tires, of a kind used on motor cars (including station wagons and racing cars)	165,678	3,304	2.0
401120	New pneumatic rubber tires, of a kind used on buses and trucks	159,527	2,098	1.3
401191	New pneumatic rubber tires, n.e.s., Having a herring-bone or similar tread	18,330	506	2.8
401693	Articles of unhardened noncellular vulcanized rubber, n.e.s.	61,185	1,342	2.2
401699	Articles of unhardened noncellular vulcanized rubber, n.e.s.	59,158	595	1.0
410431	Bovine leather n.e.s. And equine leather (without hair), parchment-dressed or prepared after tanning	13,744	1,948	14.2
410900	Patent leather and patent laminated leather; metallized leather	2,037	619	30.4
430390	Furskin articles of apparel, clothing accessories and other articles of furskins, except headgear	2,621	428	16.3
440723	Wood of nonconiferous species, sawn or chipped lengthwise, sliced or peeled, whether or not planed, sanded or finger-jointed, over 6 mm thick	1,213	403	33.2
440799	Wood of nonconiferous species, sawn or chipped lengthwise, sliced or peeled, whether or not planed, sanded or finger-jointed, over 6 mm thick	18,077	315	1.7
441119	Fiberboard of wood or other ligneous materials, of a density exceeding 0.80 g/cm <sup>3</sup>	2,170	1,138	52.4
441830	Builders' joinery and carpentry of wood, n.e.s.	4,584	296	6.5
470329	Chemical wood pulp, nonconiferous, soda or sulfate, semibleached or bleached (other than dissolving grades)	25,469	2,535	10.0
480252	Paper and paperboard n.e.s., Not under 40 g/m <sup>2</sup> and not over 150 g/m <sup>2</sup> , not over 10% (weight) of fiber by mechanical process, uncoated, rolls or sheets	82,478	12,040	14.6
480253	Paper and paperboard n.e.s., Weight over 150 g/m <sup>2</sup> , not over 10% (weight) of fiber content obtained by mechanical process, uncoated, in rolls or sheets	9,171	456	5.0
480300	Toilet or facial tissue paper stock, towel or napkin stock, etc., Cellulose wadding and webs, over 36 cm in width, creped etc. Or not, rolls or sheets	18,699	330	1.8
480411	Kraft paper, uncoated, n.e.s., In rolls or sheets	8,744	5,861	67.0
480570	Paper and paperboard, n.e.s., Uncoated, weighing over 150 g/m <sup>2</sup> and under 225 g/m <sup>2</sup> , in rolls or sheets	607	278	45.8
480580	Paper and paperboard, n.e.s., Uncoated, weighing 225 g/m <sup>2</sup> or over, in rolls or sheets	2,903	232	8.0
480640	Vegetable parchment, greaseproof papers, tracing papers and glassine or other glazed transparent or translucent papers, in rolls or sheets	14,383	595	4.1
481021	Paper and paperboard used for writing, printing, etc., Coated etc., Over 10% (weight) of fiber obtained by mechanical process, in rolls or sheets	146,779	1,922	1.3
481029	Paper and paperboard used for writing, printing, etc., Coated etc., Over 10% (weight) of fiber obtained by mechanical process, in rolls or sheets	37,859	1,946	5.1
482020	Paper exercise books	2,910	259	8.9
482359	Paper and paperboard used for writing, printing or other graphic purposes, n.e.s.	72,649	21,464	29.5
520710	Cotton yarn (other than sewing thread) not under 85% cotton by weight, packaged for retail sale	2,630	277	10.5
520852	Cotton woven fabrics, n.e.s., Printed, not under 85% (weight) cotton, weighing not over 200 g/m <sup>2</sup>	41,021	219	0.5
520853	Cotton woven fabrics, n.e.s., Printed, not under 85% (weight) cotton, weighing not over 200 g/m <sup>2</sup>	949	238	25.1
520942	Cotton woven fabrics, n.e.s., With yarns of different colors (except denim), not under 85% (weight) cotton, weighing over 200 g/m <sup>2</sup>	3,874	779	20.1
580421	Lace, mechanically made	1,736	207	11.9
591132	Textile products and articles, for technical uses	7,969	1,034	13.0
630260	Toilet and kitchen linen of cotton	21,614	811	3.8
640219	Sports footwear with outer soles and uppers of rubber or plastics, n.e.s.	5,785	226	3.9
640359	Footwear, n.e.s., With outer soles of leather and uppers of leather or composition leather	42,514	367	0.9
640391	Footwear, n.e.s., With outer soles of leather and uppers of leather or composition leather	18,529	2,876	15.5
640399	Footwear, n.e.s., With outer soles of leather and uppers of leather or composition leather	133,939	10,168	7.6
640510	Footwear with uppers of leather or composition leather, n.e.s.	2,424	260	10.7
680223	Monumental or building stone (except slate), n.e.s., And articles thereof simply cut or sawn, with a flat or even surface	4,272	643	15.0
680293	Monumental or building stone (except slate), n.e.s. And articles thereof, molded, turned, polished, decorated, carved or otherwise worked	11,237	568	5.1
680422	Millstones and grindstones, n.e.s., Grinding wheels and the like	12,323	259	2.1
681310	Friction material and articles thereof (sheets, rolls, washers etc.), For brakes, etc., With a basis of asbestos, other minerals, or of cellulose	6,330	394	6.2
690210	Refractory bricks, blocks, tiles and similar refractory ceramic constructional goods (other than siliceous materials)	11,485	906	7.9
690890	Glazed ceramic flags and paving, hearth or wall tiles; glazed ceramic mosaic cubes and the like	151,098	7,503	5.0
691200	Ceramic tableware, kitchenware, other household and toilet articles, except of porcelain or china	40,984	268	0.7
700910	Rear-view mirrors for vehicles	7,125	490	6.9
701910	Glass fiber slivers, rovings, yarn and chopped strands	9,320	621	6.7

710399	Precious and semiprecious stones (no diamonds) worked, but not strung, mounted or set (including ungraded stones temporarily strung for transport)	12,381	428	3.5
710692	Silver (including gold and platinum plated silver), in semimanufactured or powdered form	1,588	522	32.9
711620	Articles of natural or cultured pearls, precious or semiprecious stones (natural, synthetic or reconstructed)	2,045	326	16.0
720221	Ferrosilicon	19,397	2,236	11.5
720293	Ferroalloys, n.e.s.	1,010	695	68.8
720712	Iron or nonalloy steel semifinished shapes, under .25% (wt.) Carbon, with a nonsquare rectangular cross section	1,201	1,185	98.7
720823	Iron or nonalloy steel flat-rolled products, not clad etc., Hot-rolled, not under 600 mm wide but under 4.75 mm thick, in coils, n.e.s.	2,012	304	15.1
720824	Iron or nonalloy steel flat-rolled products, not clad etc., Hot-rolled, not under 600 mm wide but under 4.75 mm thick, in coils, n.e.s.	13,247	295	2.2
720842	Iron or nonalloy steel flat-rolled products, not clad etc., Hot-rolled, not under 600 mm wide and not under 4.75 mm thick, not in coils, n.e.s.	12,094	7,012	58.0
720843	Iron or nonalloy steel flat-rolled products, not clad etc., Hot-rolled, not under 600 mm wide and not under 4.75 mm thick, not in coils, n.e.s.	2,548	2,734	107.3
721049	Iron and nonalloy steel flat-rolled products, plated etc. With zinc, n.e.s., Not under 600 mm wide	62,664	11,103	17.7
721141	Iron and nonalloy steel flat-rolled products, not clad etc., Cold-rolled, under 600 mm wide, n.e.s.	1,356	290	21.4
721149	Iron and nonalloy steel flat-rolled products, not clad etc., Cold-rolled, under 600 mm wide, n.e.s.	3,616	548	15.1
721331	Iron and nonalloy steel bars and rods, hot-rolled, under .6% (wt.) Carbon, irregular coils	18,604	9,486	51.0
721350	Iron and nonalloy steel bars and rods, hot-rolled, not under .6% (wt.) Carbon, irregular coils	5,477	521	9.5
721440	Iron and nonalloy steel bars and rods, n.e.s., Hot-rolled etc., Under .6% (wt.) Carbon	3,609	442	12.2
721450	Iron and nonalloy steel bars and rods, n.e.s., Hot-rolled etc., Under .6% (wt.) Carbon	3,374	272	8.1
722830	Alloy steel n.e.s. Bars and rods, n.e.s., Hot-rolled, hot-drawn or hot-extruded (except high speed steel or silico-manganese steel)	11,369	440	3.9
722850	Alloy steel n.e.s. Bars and rods, n.e.s., Cold-formed or cold-finished (except high speed steel or silico-manganese steel)	2,723	601	22.1
730439	Iron (except cast) and nonalloy steel seamless tubes, pipes and hollow profiles, n.e.s. Of circular cross-section	18,962	879	4.6
731210	Stranded wire, ropes, cables, etc. Of iron or steel, not electrically insulated	26,270	2,159	8.2
731300	Barbed wire of iron or steel; twisted hoop or single flat wire, barbed or not and loosely twisted double wire used for fencing, of iron or steel	2,031	549	27.0
731815	Screws, bolts, nuts, screw hooks, rivets, washers and similar articles, threaded, of iron or steel	79,387	244	0.3
732111	Domestic cooking appliances (gas ranges, barbecues, etc.) And plate warmers, nonelectric, of iron or steel	13,593	244	1.8
732393	Household articles and parts thereof, n.e.s., Of iron or steel	30,456	444	1.5
732690	Articles of iron or steel, n.e.s.	136,516	336	0.2
760120	Aluminum alloys, unwrought	5,079	331	6.5
760611	Aluminum and aluminum alloy plates, sheets and strip, over .2 mm thick	8,008	290	3.6
820291	Straight saw blades for working metal	2,556	531	20.8
820299	Saw blades, n.e.s.	2,505	502	20.0
820711	Tools for rock drilling or earth boring	36,436	1,011	2.8
821191	Knives with cutting blades, serrated or not (including pruning knives), other than kitchen or table knives of subgroup 695.6, and blades therefor	6,506	229	3.5
821192	Knives with cutting blades, serrated or not (including pruning knives), other than kitchen or table knives of subgroup 695.6, and blades therefor	9,548	1,030	10.8
821210	Razors, nonelectric	16,483	639	3.9
821220	Safety razor blades (including razor blade blanks in strips)	18,616	272	1.5
821300	Scissors, tailors' shears and similar shears, and blades therefor	7,254	406	5.6
821420	Manicure or pedicure sets and instruments, including nail files	2,195	239	10.9
840991	Parts, n.e.s. suitable for use solely or principally with spark-ignition internal combustion piston engines	201,481	6,004	3.0
841391	Parts of pumps for liquids	52,261	662	1.3
841430	Compressors of a kind used in refrigerating equipment	180,160	7,272	4.0
841810	Refrigerators, household type (electric or other), whether or not containing a deep-freezer compartment	34,983	220	0.6
842500	Refrigerators, whether or not charged	7,759		
842940	Tamping machines and road rollers, self-propelled	23,353	539	2.3
843290	Parts of agricultural, horticultural or forestry machinery for soil preparation or cultivation and lawn or sports ground rollers	8,140	786	9.7

843920	Machinery for making or finishing paper or paperboard	26,337	22,046	83.7
843999	Parts of machines for making pulp of fibrous cellulosic material or for making or finishing paper or paperboard	26,517	588	2.2
846781	Tools for working in the hand, with self-contained nonelectric motor	17,670	376	2.1
847330	Parts of automatic data processing machines and units thereof, magnetic or optical readers, and machines for transcribing and processing data n.e.s.	1,393,411	247	0.0
847490	Parts of machinery for sorting, washing, crushing or mixing earth, stone, ores etc., And for shaping solid mineral fuels, ceramic pastes etc.	29,442	718	2.4
848310	Transmission shafts (including cam and crank shafts) and cranks	64,190	313	0.5
848340	Gears and gearing; ball screws; gear boxes and other speed changers (including torque converters)	100,663	741	0.7
850152	Electric motors of an output exceeding 37.5 w (including universal ac/dc motors), ac	30,469	2,070	6.8
850153	Electric motors of an output exceeding 37.5 w (including universal ac/dc motors), ac	23,603	2,085	8.8
851130	Electrical ignition or starting equipment used for spark-ignition or compression-ignition internal combustion engines; generators and cut-outs, etc.	16,086	215	1.3
851190	Parts of electrical ignition or starting equipment for internal combustion engines; parts of generators and cut outs used with those engines	17,830	705	4.0
853510	Fuses for electrical apparatus used with circuits exceeding 1,000 volts	1,722	347	20.2
854620	Electrical insulators of ceramics	6,634	383	5.8
860719	Parts of railway or tramway locomotives or rolling stock railway vehicles; parts of railway or tramway coaches, vans, trucks, service vehicles, etc.	12,080	360	3.0
870423	Motor vehicles for the transport of goods, n.e.s.	69,142	536	0.8
870600	Chassis fitted with engines, for tractors, motor cars and other motor vehicles, trucks, public-transport vehicles and road motor vehicles n.e.s.	44,957	6,112	13.6
870839	Brakes and servo-brakes and parts thereof for tractors, motor cars and other motor vehicles, etc.	71,401	210	0.3
870870	Parts and accessories n.e.s. For tractors, motor cars and other motor vehicles, trucks, public-transport vehicles and road motor vehicles, n.e.s.	46,750	847	1.8
870880	Parts and accessories n.e.s. For tractors, motor cars and other motor vehicles, trucks, public-transport vehicles and road motor vehicles, n.e.s.	14,074	875	6.2
870899	Parts and accessories n.e.s. For tractors, motor cars and other motor vehicles, trucks, public-transport vehicles and road motor vehicles, n.e.s.	557,013	2,315	0.4
880330	Parts of airplanes or helicopters, n.e.s.	601,162	241	0.0
903210	Thermostats	17,479	270	1.5
940120	Seats of a kind used for motor vehicles	10,339	214	2.1
940350	Furniture, n.e.s., Of wood, of a kind used in bedrooms	10,386	300	2.9
960910	Pencils, n.e.s., Crayons, pencil leads, pastels, drawing charcoals, writing or drawing chalks and tailors' chalks	8,127	334	4.1
961700	Vacuum flasks and other vacuum vessels, complete with cases; parts thereof (other than glass inners)	5,344	299	5.6

Source: Prepared by the Undersecretariat of Foreign Trade (East Asia Analytical Unit) based on COMTRADE - UN.



### I. Brazil exports to New Zealand - 1995.

Thousand of dollars.

HS	Description	New Zealand total imports	Brazil exports to New Zealand	Market share
051000	Ambergris, castoreum, civit and musk; cantharides; bile; glands and other animal products used in the preparation of pharmaceutical products	1,158	163	14.0
080120	Brazil nuts, fresh or dried, whether or not shelled or peeled	265	207	78.0
080130	Cashew nuts, fresh or dried, whether or not shelled or peeled	2,863	146	5.1
090111	Coffee, not roasted, not decaffeinated	19,845	53	0.3
150710	Soybean oil, crude, whether or not degummed	7,619	1,473	19.3
170490	Sugar confectionery (including white chocolate), not containing cocoa, n.e.s.	17,149	252	1.5
180310	Cocoa paste, not defatted (licor)	2,621	151	5.8
200911	Orange juice, unfermented and not containing added spirit	11,503	6,039	52.5
210110	Extracts, essences and concentrates of coffee and preparations with a basis of these products or with a basis of coffee	8,438	758	9.0
210610	Food preparations, n.e.s.	2,923	223	7.6
220840	Rum and tafia	5,146	77	1.5
240120	Tobacco, wholly or partly stemmed/stripped	11,385	2,633	23.1
240130	Tobacco refuse	235	105	44.5
283323	Sulfates n.e.s.; Alums	651	125	19.2
291531	Esters of acetic acid	422	74	17.5
291712	Polycarboxylic acids, n.e.s. And their anhydrides, halides, peroxides and peroxyacids; their halogenated, sulfonated, nitrated etc. Derivatives	357	166	46.4
292320	Quaternary ammonium salts and hydroxides; lecithins and other phosphoaminolipids	1,419	110	7.7
300120	Glands, other organs, dried and/or extracts of glands etc. And other human or animal products n.e.s. For organo-therapeutic use; heparin and its salts	361	174	48.1
330190	Concentrates of essential oils in fats, fixed oils etc.; Terpenic by-products and aqueous distillates or solutions of essential oils	477	193	40.5
350300	Gelatin (including gelatin in rectangular or square sheets) and gelatin derivatives; isinglass; other glues of animal origin, n.e.s.	2,876	209	7.3
350400	Peptones and derivatives; other proteins and derivatives, n.e.s.; Hide powder, chromed or not	3,260	67	2.1
390120	Polyethylene, having a specific gravity of 0.94 or more, in primary forms	34,457	146	0.4
392051	Plates, sheets, film, foil and strip of acrylic polymers, not self-adhesive and not reinforced, laminated, etc.	8,468	59	0.7
392690	Articles of plastics, n.e.s.	52,138	69	0.1
400219	Styrene-butadiene rubber (sbr); carboxylated styrene-butadiene rubber (xsbr), in primary forms or in plates, etc.	5,020	103	2.0
400220	Butadiene rubber (br), in primary forms, etc.	1,688	63	3.7
401120	New pneumatic rubber tires, of a kind used on buses and trucks	27,537	58	0.2
480252	Paper and paperboard n.e.s., Not under 40 g/m2 and not over 150 g/m2, not over 10% (weight) of fiber by mechanical process, uncoated, rolls or sheets	55,148	4,269	7.7
480253	Paper and paperboard n.e.s., Weight over 150 g/m2, not over 10% (weight) of fiber content obtained by mechanical process, uncoated, in rolls or sheets	5,301	311	5.9
480570	Paper and paperboard, n.e.s., Uncoated, weighing over 150 g/m2 and under 225 g/m2, in rolls or sheets	726	116	16.0
480580	Paper and paperboard, n.e.s., Uncoated, weighing 225 g/m2 or over, in rolls or sheets	903	92	10.2
482311	Gummed or adhesive paper, in strips or rolls	1,369	72	5.2
482359	Paper and paperboard used for writing, printing or other graphic purposes, n.e.s.	35,693	6,396	17.9
520531	Cotton yarn (other than sewing thread) not under 85% cotton by weight, not packaged for retail sale	61	79	130.1
520852	Cotton woven fabrics, n.e.s., Printed, not under 85% (weight) cotton, weighing not over 200 g/m2	7,200	91	1.3
540410	Synthetic monofilament of 67 decitex or over and cross-section dimension not over 1 mm; synthetic textile strip (or straw) not over 5 mm wide	2,861	163	5.7
580219	Woolen or worsted fabrics, including terry woven fabrics, bleached (other than narrow or special fabrics)	643	259	40.3
640199	Footwear, n.e.s., With outer soles and uppers of rubber or plastics assembled by other than stitching, screwing, riveting or similar processes	37	62	167.4
640359	Footwear, n.e.s., With outer soles of leather and uppers of leather or composition leather	6,894	169	2.5
640301	Footwear, n.e.s., With outer soles of leather and uppers of leather or composition leather	10,185	678	6.7

640510	Footwear with uppers of leather or composition leather, n.e.s.	1,003	71	7.1
680293	Monumental or building stone (except slate), n.e.s. And articles thereof, molded, turned, polished, decorated, carved or otherwise worked	1,230	89	7.2
680510	Natural or artificial abrasives on a base of woven textiles	2,216	68	3.1
680520	Natural or artificial abrasives on a base of paper or paperboard	3,491	75	2.1
680530	Natural or artificial abrasives on a base of materials, n.e.s. (other than woven textiles, paper or paperboard)	2,254	74	3.3
681310	Friction material and articles thereof (sheets, rolls, washers etc.), For brakes, etc., With a basis of asbestos, other minerals, or of cellulose	2,032	108	5.3
690290	Refractory bricks, blocks, tiles and similar refractory ceramic constructional goods (other than siliceous materials)	1,668	154	9.2
690390	Refractory ceramic goods (retorts, crucibles, muffles, nozzles, plugs, etc.), N.e.s.	1,002	70	7.0
690890	Glazed ceramic flags and paving, hearth or wall tiles; glazed ceramic mosaic cubes and the like	14,754	763	5.2
691200	Ceramic tableware, kitchenware, other household and toilet articles, except of porcelain or china	9,807	134	1.4
700319	Nonwired glass sheets, cast and rolled	996	107	10.8
701332	Glassware for the table or kitchen other than drinking glasses and glass-ceramics	2,577	201	7.8
701910	Glass fiber slivers, rovings, yarn and chopped strands	3,332	644	19.3
710310	Precious and semiprecious stones (no diamonds), unworked or simply sawn or roughly shaped	798	155	19.4
710399	Precious and semiprecious stones (no diamonds) worked, but not strung, mounted or set (including ungraded stones temporarily strung for transport)	2,086	326	15.6
711620	Articles of natural or cultured pearls, precious or semiprecious stones (natural, synthetic or reconstructed)	545	95	17.5
720824	Iron or nonalloy steel flat-rolled products, not clad etc., Hot-rolled, not under 600 mm wide but under 4.75 mm thick, in coils, n.e.s.	803	80	9.9
720842	Iron or nonalloy steel flat-rolled products, not clad etc., Hot-rolled, not under 600 mm wide and not under 4.75 mm thick, not in coils, n.e.s.	8,397	411	4.9
720843	Iron or nonalloy steel flat-rolled products, not clad etc., Hot-rolled, not under 600 mm wide and not under 4.75 mm thick, not in coils, n.e.s.	5,548	355	6.4
720844	Iron or nonalloy steel flat-rolled products, not clad, etc., Hot-rolled, not under 600 mm wide but under 4.75 mm thick, not in coils, n.e.s.	3,059	99	3.2
720922	Iron and nonalloy steel flat-rolled products, not clad etc., Cold-rolled, not under 600 mm wide, over 1 mm but under 3 mm thick, in coils, n.e.s.	1,537	52	3.4
721921	Stainless steel flat-rolled products, hot-rolled, not under 600 mm wide and not under 4.75 mm thick, not in coils	840	249	29.6
721922	Stainless steel flat-rolled products, hot-rolled, not under 600 mm wide and not under 4.75 mm thick, not in coils	1,528	63	4.2
722692	Alloy steel n.e.s. Flat-rolled products, cold-rolled, under 600 mm wide	101	68	68.1
722850	Alloy steel n.e.s. Bars and rods, n.e.s., Cold-formed or cold-finished (except high speed steel or silico-manganese steel)	421	51	12.2
731419	Wire cloth (including endless bands), grill, netting and fencing, and expanded metal, of iron or steel	711	156	21.9
732393	Household articles and parts thereof, n.e.s., Of iron or steel	5,569	82	1.5
741121	Copper tubes and pipes	1,062	50	4.7
820110	Hand tools, including spades, shovels, picks, forks, scythes, hedge shears and other tools used in agriculture, horticulture or forestry	668	50	7.5
821192	Knives with cutting blades, serrated or not (including pruning knives), other than kitchen or table knives of subgroup 695.6, and blades therefor	2,407	379	15.7
821300	Scissors, tailors' shears and similar shears, and blades therefor	1,528	158	10.4
841430	Compressors of a kind used in refrigerating equipment	15,612	936	6.0

843290	Parts of agricultural, horticultural or forestry machinery for soil preparation or cultivation and lawn or sports ground rollers	2,008	95	4.7
845899	Lathes, n.e.s. (other than horizontal and other than numerically controlled) for removing metal	626	135	21.6
847199	Data processing equipment, n.e.s.	50,953	63	0.1
847420	Machinery for crushing or grinding earth, stone, ores or other mineral substances in solid (including powder or paste) form	4,585	97	2.1
847490	Parts of machinery for sorting, washing, crushing or mixing earth, stone, ores etc., And for shaping solid mineral fuels, ceramic pastes etc.	3,385	134	4.0
850140	Electric motors of an output exceeding 37.5 w (including universal ac/dc motors), ac	8,831	71	0.8
850151	Electric motors of an output exceeding 37.5 w (including universal ac/dc motors), ac	1,699	95	5.6
850152	Electric motors of an output exceeding 37.5 w (including universal ac/dc motors), ac	4,387	1,045	23.8
850153	Electric motors of an output exceeding 37.5 w (including universal ac/dc motors), ac	1,198	398	33.2
850423	Liquid dielectric transformers	6,741	2,538	37.6
850490	Parts of electric power machinery (other than rotating electric power generating machinery and equipment), and parts thereof	3,063	1,850	60.4
853710	Boards, panels, consoles and other bases, for electric control or distribution of electricity, for a voltage not exceeding 1,000 volts	8,908	190	2.1
854610	Electrical insulators of glass	832	85	10.2
870421	Motor vehicles for the transport of goods, n.e.s.	96,694	130	0.1
870600	Chassis fitted with engines, for tractors, motor cars and other motor vehicles, trucks, public-transport vehicles and road motor vehicles n.e.s.	7,810	134	1.7
870870	Parts and accessories n.e.s. For tractors, motor cars and other motor vehicles, trucks, public-transport vehicles and road motor vehicles, n.e.s.	10,041	132	1.3
870899	Parts and accessories n.e.s. For tractors, motor cars and other motor vehicles, trucks, public-transport vehicles and road motor vehicles, n.e.s.	34,034	93	0.3
930630	Cartridges and parts thereof, n.e.s.	2,579	378	14.7
940320	Furniture, n.e.s., Of metal, other than of a kind used in offices	9,425	71	0.8
960390	Brooms, brushes (including brushes which are parts of machines, etc. Or vehicles), mops and feather dusters; prepared knots and tufts; paint pads etc.	3,243	85	2.6
960910	Pencils, n.e.s., Crayons, pencil leads, pastels, drawing charcoals, writing or drawing chalks and tailors' chalks	1,448	82	5.7
961700	Vacuum flasks and other vacuum vessels, complete with cases; parts thereof (other than glass inners)	1,476	117	7.9

Source: Prepared by the Undersecretariat of Foreign Trade (East Asia Analytical Unit) based on COMTRADE - UN.

**j. Brasil main imports from Australia - 1995.**

**Thousand of dollars.  
More than 100.000 dollars.**

HS	Description	Brasil total imports	Brasil imports from Australia	Market Share
020442	Meat of sheep, frozen	3,047	532	17.5
040210	Milk, in solid form, of a fat content, by weight, not exceeding 1.5%	101,297	2,873	2.8
040221	Milk and cream, in solid form, of a fat content, by weight, exceeding 1.5%	250,232	7,461	3.0
040229	Milk and cream, in solid form, of a fat content, by weight, exceeding 1.5%	25,841	800	3.1
040500	Butter and other fats and oils derived from milk	40,700	1,698	4.2
040690	Cheese, n.e.s.	118,653	2,072	1.7
050400	Guts, bladders and stomachs of animals (other than fish), whole and pieces thereof	22,146	377	1.7
100300	Barley, unmilled	46,415	7,740	16.7
110710	Malt, whether or not roasted (including malt flour)	229,289	900	0.4
110900	Wheat gluten, dried or not	2,555	641	25.1
150510	Wool grease, crude	166	107	64.4
151911	Fatty acids and acid oils from refining animal or vegetable fatty substances	2,502	1,681	67.2
151912	Fatty acids and acid oils from refining animal or vegetable fatty substances	1,491	409	27.4
210120	Extracts, essences, and concentrates of tea or mate, and preparations with a basis of tea, mate, or their extracts, essences or concentrates	2,072	387	18.7
210390	Sauces and preparations therefor, n.e.s.; Mixed condiments and mixed seasonings	14,348	1,383	9.6
210690	Food preparations, n.e.s.	69,590	115	0.2
261400	Titanium ores and concentrates	785	304	38.7
261510	Zirconium ores and concentrates	3,960	1,556	39.3
270112	Bituminous coal, pulverized or not, but not agglomerated	138,002	41,977	30.4
270119	Coal, n.e.s., Pulverized or not, but not agglomerated	558,805	147,046	26.3
270400	Coke and semicoke (including char) of coal, of lignite or of peat, agglomerated or not; retort carbon	218,619	16,195	7.4
280300	Carbon (including carbon black), n.e.s.	21,389	185	0.9
282300	Titanium oxides	17,696	719	4.1
284390	Colloidal precious metals; organic or inorganic precious metal compounds, chemically defined or not; amalgams of precious metals	430	141	32.7
292690	Nitrile-function compounds n.e.s.	102,640	901	0.9
293290	Heterocyclic compounds with oxygen hetero-atom(s) only, n.e.s.	40,141	204	0.5
293890	Glycosides, natural or reproduced by synthesis, and salts, ethers, esters and other derivatives	39,792	712	1.8
294190	Antibiotics, n.e.s., Not put up as medicaments	108,544	449	0.4
320610	Pigments and preparations based on titanium dioxide	118,684	1,079	0.9
370222	Printed matter in rolls, sensitised, unexposed, except of paper, paperboard or textiles; instant print film in rolls, sensitised, unexposed	19,832	408	2.1
380890	Rodenticides and similar products put up or packed for retail sale or as preparations or articles	10,437	139	1.3
381600	Refractory cements, mortars, concretes and similar compositions, n.e.s.	9,396	248	2.6
-----	-----	-----	-----	-----

410429	Bovine leather n.e.s. And equine leather (without hair), tanned or retanned but not further prepared, whether or not split	16,143	1,493	9.3
480510	Semichemical fluting paper, uncoated (corrugating medium), in rolls or sheets	4,144	508	12.3
520942	Cotton woven fabrics, n.e.s., With yarns of different colors (except denim), not under 85% (weight) cotton, weighing over 200 g/m <sup>2</sup>	27,156	844	3.1
540760	Woven manmade textile fabrics, n.e.s., Not under 85% (weight) non-textured filaments of polyester (other than pile, chenille, narrow etc. Fabrics)	44,668	228	0.5
591140	Textile products and articles, for technical uses	7,617	220	2.9
700100	Glass in the mass: glass cullet and other waste and scrap	5,389	289	5.4
721049	Iron and nonalloy steel flat-rolled products, plated etc. With zinc, n.e.s., Not under 600 mm wide	20,821	3,004	14.4
721060	Iron and nonalloy steel flat-rolled products, plated or coated with aluminum, not under 600 mm wide	8,961	2,605	29.1
721090	Iron and nonalloy steel flat-rolled products, clad, plated or coated, n.e.s., Not under 600 mm wide	3,570	486	13.6
760692	Aluminum and aluminum alloy plates, sheets and strip, over .2 mm thick	94,816	860	0.9
841370	Centrifugal pumps, n.e.s.	16,047	101	0.6
841989	Temperature changing industrial and laboratory machinery, etc. For the treatment of materials, n.e.s.	55,575	125	0.2
842420	Spray guns and similar appliances	13,039	106	0.8
843041	Boring or sinking machinery n.e.s., Self-propelled	11,531	117	1.0
847191	Digital processing units whether or not presented with the rest of the system which may contain storage units, input units or output units	165,719	200	0.1
847740	Machinery for working rubber or plastics or for the manufacture of products made from rubber or plastics, n.e.s.	12,343	112	0.9
847982	Machinery having individual functions, n.e.s.	41,595	283	0.7
847989	Machinery having individual functions, n.e.s.	398,600	2,099	0.5
848110	Pressure-reducing valves	26,293	161	0.6
848180	Taps, cocks, valves and similar appliances, n.e.s.	107,919	113	0.1
848330	Bearing housings, not incorporating ball or roller bearings; plain shaft bearings	35,896	263	0.7
848350	Flywheels and pulleys (including pulley blocks)	17,212	427	2.5
848590	Machinery parts, not containing electrical connectors, insulators, coils, contacts or other electrical features, n.e.s.	4,691	103	2.2
851190	Parts of electrical ignition or starting equipment for internal combustion engines; parts of generators and cut outs used with those engines	41,153	655	1.6
853669	Electric plugs and sockets, for voltages not exceeding 1,000 volts	65,413	291	0.4
854211	Digital monolithic integrated units	515,653	135	0.0
860400	Railway or tramway maintenance or service vehicles, whether or not self-propelled (e.g., Workshops, cranes, ballast tampers, trackliners, etc.)	1,032	1,025	99.3
870829	Other parts and accessories of motor vehicle bodies of headings 8701 to 8705 (including cabs)	115,718	242	0.2
900150	Spectacle lenses of materials other than glass	11,503	116	1.0
902730	Spectrometers, spectrophotometers and spectrographs using optical radiations (ultraviolet, visible, infrared)	34,011	813	2.4
902990	Parts and accessories of revolution and production counters, odometers, pedometers, speedometers, tachometers, stroboscopes, etc.	7,119	588	8.3

Source: Prepared by the Undersecretariat of Foreign Trade (East Asia Analytical Unit)

based on COMTRADE - UN.

## k. Brasil main imports from New Zealand - 1995.

Thousand of dollars.  
More than 50.000 dollars.

HS		Brasil total imports	Brasil imports from New Zealand	Market Share
040210	Milk, in solid form, of a fat content, by weight, not exceeding 1.5%	101,297	2,249	2.2
040221	Milk and cream, in solid form, of a fat content, by weight, exceeding 1.5%	250,232	2,252	0.9
040229	Milk and cream, in solid form, of a fat content, by weight, exceeding 1.5%	25,841	6,685	25.9
040500	Butter and other fats and oils derived from milk	40,700	3,468	8.5
040610	Fresh (unripened or uncured) cheese, including whey cheese, and curd	40,488	1,599	3.9
040620	Grated or powdered cheese, of all kinds	3,982	90	2.3
040690	Cheese, n.e.s.	118,653	3,945	3.3
050400	Guts, bladders and stomachs of animals (other than fish), whole and pieces thereof	22,146	469	2.1
080810	Apples, fresh	107,197	362	0.3
081090	Fruit, fresh, n.e.s.	26,152	584	2.2
100300	Barley, unmilled	46,415	2,802	6.0
170210	Lactose and lactose syrup	3,697	980	26.5
284700	Hydrogen peroxide, solidified or not with urea	9,557	2,302	24.1
290511	Methanol (methyl alcohol)	148,153	8,987	6.1
350110	Casein	4,909	686	14.0
350190	Caseinates and other casein derivatives; casein glues	4,410	76	1.7
441900	Tableware and kitchenware of wood	678	77	11.3
650610	Safety headgear, whether or not lined or trimmed	1,869	182	9.8
740721	Copper alloy bars, rods and profiles	6,165	1,341	21.8
760692	Aluminum and aluminum alloy plates, sheets and strip, over .2 mm thick	94,816	67	0.1
760719	Aluminum and aluminum alloy foil (whether or not printed or backed with material) not over .2 mm thick (excluding any backing)	22,597	52	0.2
760720	Aluminum and aluminum alloy foil (whether or not printed or backed with material) not over .2 mm thick (excluding any backing)	27,580	72	0.3
841869	Refrigerating or freezing equipment, n.e.s.; Heat pumps	24,535	77	0.3
842122	Machinery for filtering and purifying beverages other than water	9,984	53	0.5
842382	Weighing machinery (excluding balances of 5 cg or better, personal and household scales), including weight-operated counting and checking machines	1,904	91	4.8
847199	Data processing equipment, n.e.s.	132,456	875	0.7
847330	Parts of automatic data processing machines and units thereof, magnetic or optical readers, and machines for transcribing and processing data n.e.s.	417,861	80	0.0
847420	Machinery for crushing or grinding earth, stone, ores or other mineral substances in solid (including powder or paste) form	24,874	300	1.2
847490	Parts of machinery for sorting, washing, crushing or mixing earth, stone, ores etc., And for shaping solid mineral fuels, ceramic pastes etc.	10,417	246	2.4
847989	Machinery having individual functions, n.e.s.	398,600	1,390	0.3
847990	Parts of machinery for public works etc., Preparing animal or fixed vegetable fats and oils, and specialized for particular industries n.e.s.	62,093	214	0.3
851529	Machines and apparatus for resistance welding of metal, n.e.s.	2,003	1,055	52.7
852520	Transmission apparatus for radiotelephony, radiotelegraphy, radiobroadcasting or television, incorporating reception apparatus	356,587	504	0.1

**m. Uruguay exports to New Zealand - 1995.**  
**Thousand of dollars.**

HS	Description	New Zealand total imports	Uruguay exports to New Zealand	Market share
051000	Ambergris, castoreum, civit and musk; cantharides; bile; glands and other animal products used in the preparation of pharmaceutical products	1,158	5	0.5
430219	Whole furskins, n.e.s., With or without head, tail or paws, not assembled	2,911	23	0.8
690890	Glazed ceramic flags and paving, hearth or wall tiles; glazed ceramic mosaic cubes and the like	14,754	10	0.1
691390	Ceramic statuettes and other ornaments, except of porcelain or china	3,057	15	0.5
870323	Motor vehicles for the transport of persons (other than public transport), n.e.s.	676,387	28	0.0
940360	Furniture, n.e.s., Of wood, n.e.s. (other than of a kind used in offices, kitchens, or bedrooms)	14,527	16	0.1

*Source: Prepared by the Undersecretariat of Foreign Trade (East Asia Analytical Unit) based on COMTRADE - UN.*

n. Uruguay imports from Australia - 1995.  
Thousand of dollars.

HS	Description	Uruguay total imports	Uruguay imports from Australia	Market Share
010410	Sheep, live	19	19	100.0
040690	Cheese, n.e.s.	452	41	9.1
051110	Bovine semen	710	5	0.7
051199	Animal products, n.e.s.	227	3	1.3
110900	Wheat gluten, dried or not	136	25	18.4
120500	Rape or colza seeds	62	14	22.6
120922	Seeds of forage plants, other than beet seed	525	70	13.3
120923	Seeds of forage plants, other than beet seed	193	37	19.2
120999	Seeds, fruit and spores, n.e.s.	417	110	26.4
283326	Sulfates n.e.s.; Alums	40	8	20.0
293990	Vegetable alkaloids, n.e.s. And their salts; derivatives of alkaloids, n.e.s. And their salts	315	3	1.0
300490	Medicaments, n.e.s., In dosage form or retail packings	32,442	82	0.3
380830	Herbicides (weed killers), antisprouting products and plant-growth regulators, put up or packed for retail sale or as preparations or articles	11,882	69	0.6
382200	Composite diagnostic or laboratory reagents, n.e.s.	3,136	3	0.1
391910	Plates, sheets, film, foil, tape and other flat shapes of plastics, self-adhesive, in rolls not exceeding 20 cm wide	1,040	1	0.1
392010	Plates, sheets, film, foil and strip of polymers of ethylene, not self-adhesive and not reinforced, laminated, etc.	2,332	47	2.0
392329	Sacks and bags (including cones) of plastics	3,070	1	0.0
410210	Sheep and lamb skins (except of astrakhan, broadtail, caracul, persian, etc. Lambs, indian, chinese, mongolian or tibetan lambs) with wool on, raw	4,238	1,671	39.4
491110	Trade advertising material, commercial catalogs and the like	1,331	1	0.1
510111	Shorn wool, greasy (including fleece-washed wool), not carded or combed	41,887	838	2.0
650692	Headgear, n.e.s., Of materials other than rubber or plastics	2	2	100.0
731815	Screws, bolts, nuts, screw hooks, rivets, washers and similar articles, threaded, of iron or steel	1,090	2	0.2
761300	Metal containers for compressed air or liquefied gas, of aluminum	113	3	2.7
820190	Hand tools, including spades, shovels, picks, forks, scythes, hedge shears and other tools used in agriculture, horticulture or forestry	165	1	0.6



820840	Knives and cutting blades for machines or mechanical appliances	159	45	28.3
821490	Articles of cutlery, n.e.s.	222	24	10.8
840721	Outboard motors	568	1	0.2
841391	Parts of pumps for liquids	1,956	7	0.4
843230	Seeders, planters, transplanters; fertilizer distributors and manure spreaders (other than hand tools)	4,758	125	2.6
843290	Parts of agricultural, horticultural or forestry machinery for soil preparation or cultivation and lawn or sports ground rollers	632	9	1.4
843340	Harvesting and threshing machinery, n.e.s.; Mowers, n.e.s. (other than mowers for lawns, parks or sports grounds)	1,048	13	1.2
843390	Parts of harvesting or threshings machines, mowers, and machines for cleaning, sorting and grading eggs, fruit or other agricultural produce	763	2	0.3
846791	Parts of tools for working in the hand, pneumatic or with self-contained nonelectric motor	98	7	7.1
847199	Data processing equipment, n.e.s.	6,079	11	0.2
847989	Machinery having individual functions, n.e.s.	8,398	33	0.4
848340	Gears and gearing; ball screws; gear boxes and other speed changers (including torque converters)	824	3	0.4
851740	Apparatus for carrier-current line systems, n.e.s.	4,251	44	1.0
851790	Parts of electrical apparatus for line telephony or line telegraphy (including apparatus for carrier-current line systems)	21,992	3	0.0
851821	Loudspeakers, mounted in their enclosures	241	2	0.8
851840	Audio-frequency electric amplifiers	403	4	1.0
852990	Parts of television receivers, radiobroadcast receivers, transmission apparatus for radio telephony, telegraphy, broadcasting or television etc.	1,257	3	0.2
853225	Paper or plastics dielectric fixed capacitors	144	10	6.9
854330	Electrical machines and apparatus, having individual functions, n.e.s. (other than particle accelerators)	59	17	28.8
870870	Parts and accessories n.e.s. For tractors, motor cars and other motor vehicles, trucks, public-transport vehicles and road motor vehicles, n.e.s.	1,385	46	3.3
901839	Syringes, needles, catheters, cannulae and the like used in medical, surgical or veterinary sciences	2,835	1	0.0
902780	Instruments and apparatus for physical or chemical analysis, n.e.s.	3,428	4	0.1
902790	Microtomes; parts and accessories of instruments for physical or chemical analysis, measuring or checking viscosity, etc. Or heat, sound or light	367	6	1.6
903180	Measuring or checking instruments, appliances and machines, n.e.s.: Profile projectors	3,006	6	0.2

*Source: Prepared by the Undersecretariat of Foreign Trade (East Asia Analytical Unit)  
based on COMTRADE -UN.*

**o. Paraguay imports from Australia - 1995.**  
**Thousand of dollars.**

HS	Description	Paraguay total imports	Paraguay imports from Australia	Market Share
051110	Bovine semen	4.4	4.4	100.0
220300	Beer made from malt (including ale, stout and porter)	33,606	29.6	0.1
300490	Medicaments, n.e.s., in dosage form or retail packings	23,883	27.0	0.1
380830	Herbicides (weed killers), antisprouting products and plant-growth regulators, put up or packed for retail sale or as preparations or articles	30,810	484.0	1.6
392690	Articles of plastics, n.e.s.	6,605	0.1	0.0
401010	Conveyor or transmission belts or belting of vulcanized rubber, of trapezoidal cross section (v-belts and v-belting)	1,867	0.1	0.0
401699	Articles of unhardened noncellular vulcanized rubber, n.e.s.	1,499	0.3	0.0
482360	Trays, dishes, plates, cups and similar items of paper or paperboard	234	0.8	0.3
490890	Transfers (decalcomanias)	113	0.2	0.2
491110	Trade advertising material, commercial catalogs and the like	488	0.2	0.0
540210	Synthetic filament high tenacity yarn (other than sewing thread), nylon, other polyamides or polyesters, not packaged for retail sale	43	29.4	68.3
610910	T-shirts, singlets (undershirts), tank tops and similar garments, of knitted or crocheted textile fabrics	2,329	0.1	0.0
630260	Toilet and kitchen linen of cotton	422	0.0	0.0
630790	Life jackets and life belts and other made-up articles, n.e.s., of textile materials	194	0.2	0.1
650590	Hats and other headgear, knitted or crocheted, or made of lace, felt or other textile fabric in the piece (not in strips); hair nets of any material	395	0.0	0.0
700711	Safety glass, toughened (tempered)	1,117	47.3	4.2
711790	Imitation jewelry of nonprecious materials, n.e.s.	547	0.0	0.0
731290	Stranded wire, ropes, cables, etc. Of iron or steel, not electrically insulated	344	0.1	0.0
www.asiayargentina.com	n.e.s.	2,200	contactenos@asiayargentina.com	
731815	Screws, bolts, nuts, screw hooks, rivets, washers and similar articles, threaded, of iron or steel	2,000	0.8	0.0
820840	Knives and cutting blades for machines or mechanical appliances	108	7.8	7.2

840890	Compression-ignition internal combustion piston engines (diesel or semi-diesel engines), n.e.s.	189	3.3	1.7
841459	Fans, n.e.s.	1,009	0.1	0.0
841490	Parts for air or vacuum pumps, air or other gas compressors and fans; parts of ventilating, recycling or cooker hoods incorporating a fan	1,153	0.9	0.1
842123	Oil or fuel filters for internal combustion engines	2,369	0.6	0.0
842131	Intake air filters for internal combustion engines	1,085	0.7	0.1
842199	Parts of filtering or purifying machinery and apparatus	537	0.2	0.0
843230	Seeders, planters, transplanters; fertilizer distributors and manure spreaders (other than hand tools)	2,207	68.1	3.1
843351	Combine harvester-threshers	6,343	25.7	0.4
843390	Parts of harvesting or threshings machines, mowers, and machines for cleaning, sorting and grading eggs, fruit or other agricultural produce	551	3.6	0.7
846799	Parts of tools for working in the hand, pneumatic or with self-contained nonelectric motor	106	31.2	29.5
848340	Gears and gearing; ball screws; gear boxes and other speed changers (including torque converters)	1,147	0.3	0.0
848390	Parts, n.e.s., For transmission shafts and cranks, bearing housings, gears, gearing, ball screws, gear boxes, flywheels and pulleys, clutches, etc.	235	6.5	2.8
848590	Machinery parts, not containing electrical connectors, insulators, coils, contacts or other electrical features, n.e.s.	902	1.2	0.1
850110	Electric motors of an output not exceeding 37.5 w	230	1.2	0.5
851220	Electrical lighting and signaling equipment (excluding filament, discharge or arc lamps); windshield wipers, defrosters and demisters for cycles, etc.	2,222	0.2	0.0
851290	Parts of electrical lighting and signaling equipment (excluding filament, discharge or arc lamps); parts of windshield wipers, defrosters or demisters	453	0.2	0.0
853641	Relays for electrical apparatus used with electrical circuits not exceeding 1,000 volts	108	0.1	0.1
870323	Motor vehicles for the transport of persons (other than public transport), n.e.s.	46,780	2.4	0.0
871620	Self-loading or self-unloading trailers and semi-trailers for agricultural purposes	156	92.5	59.3
871640	Trailers and semi-trailers, n.e.s.	814	0.1	0.0
902920	Speedometers and tachometers; stroboscopes	283	0.2	0.1
940560	Illuminated signs, illuminated nameplates and the like	550	0.2	0.0
960810	Ball point pens; felt tipped or other porous-tipped pens and markers; fountain pens, stylograph and other pens; propelling or sliding pencils, etc.	3,395	0.0	0.0

p. Paraguay imports from New Zealand - 1995.  
Thousand of dollars.

HS	Description	Paraguay total imports	Paraguay imports from New Zealand	Market Share
330610	Oral or dental hygiene preparations, including denture fixative pastes and powders	2,757	218	7.9
760720	Aluminum and aluminum alloy foil (whether or not printed or backed with material) not over .2 mm thick (excluding any backing)	5,953	8	0.1
842382	Weighing machinery (excluding balances of 5 cg or better, personal and household scales), including weight-operated counting and checking machines	159	32	20.2
847989	Machinery having individual functions, n.e.s.	1,700	124	7.3
901819	Electro-diagnostic apparatus (including apparatus for functional exploratory examination or for checking physiological parameters), n.e.s.	2,083	4	0.2
901920	Ozone therapy, oxygen therapy, aerosol therapy, artificial respiration or other therapeutic respiration apparatus	865	10	1.1

Source: Prepared by the Undersecretariat of Foreign Trade (East Asia Analytical Unit) based on COMTRADE - UN.

**q. Argentina potential exports to Australia 1994.**  
**Thousand of dollars. Selected products with RCA > 1.**  
**Ordered by decreasing RCA value.**

HS	Description	Argentina exports	RCA	Australia imports	Existing trade	Market share.
	Total	14,198,281		45,348,376	42,795	0.1
	Products with relative comparative advantages (RCA > 1)	11,112,767		5,044,177	25,222	0.5
	%	78%		11%	59%	
110429	Other worked grains of other cereals, nes	523,863	1169.74	281	0	0.0
160250	Preparations of meat of bovine animals	226,264	46.61	2,605	0	0.0
230400	Oil-cake and other solid residues, of soya-bean	1,118,860	44.38	1,486	0	0.0
410422	Bovine leather, non-vegetable pre-tanned (excl. further prepared)	187,209	31.46	19,857	156	0.8
711590	Articles of precious metal or of metal clad with precious metal nes	257,715	30.20	2,545	0	0.0
410431	Full-grains, splits of bovine and equine leather, prepared after tanning	266,439	28.36	10,484	888	8.5
020130	Fresh or chilled boneless bovine meat	321,836	22.84	10,254	0	0.0
100590	Maize (excl. seed)	544,411	19.10	951	0	0.0
120100	Soya beans	668,200	16.93	17,406	0	0.0
730420	Casings,tubing&drill pipe,l/st,smls,for use in drilling for oil or gas	160,635	16.82	30,364	553	1.8
320110	Quebracho extract	49,884	15.09	165	72	43.6
150710	Crude soya-bean oil	438,610	14.92	14,897	3,583	24.1
151211	Crude sunflower-seed and safflower oil and fractions thereof	313,809	13.34	10,301	9,147	88.8
<b>030420</b>	<b>Frozen fish fillets</b>	<b>218,316</b>	<b>12.02</b>	<b>79,054</b>	<b>2,656</b>	<b>3.4</b>
<b>030749</b>	<b>Cuttle fish and squid (excl. live, fresh or chilled)</b>	<b>54,387</b>	<b>11.20</b>	<b>17,627</b>	<b>0</b>	<b>0.0</b>
<b>410439</b>	<b>Bovine and equine leather, prepared after tanning, nes</b>	<b>61,358</b>	<b>11.20</b>	<b>35,267</b>	<b>298</b>	<b>0.3</b>
100700	Grain sorghum	65,415	10.44	5,260	0	0.0
090300	Mate	8,466	9.78	187	98	52.4

<b>030379</b>	<b>Frozen fish, nes</b>	<b>65,174</b>	<b>7.71</b>	<b>6,342</b>	<b>0</b>	<b>0.0</b>
510111	Greasy shorn wool, not carded or combed	96,653	7.18	481	0	0.0
870840	Tansmissions for motor vehicles	225,979	6.81	185,498	0	0.0
220430	Other grape must, nes	3,338	6.72	4	0	0.0
120600	Sunflower seeds	144,577	6.70	1,051	0	0.0
510529	Wool tops and combed wool (excl. in fragments)	40,479	5.88	670	0	0.0
071333	Dried kidney beans, incl. white pea beans, shelled	115,864	5.73	2,220	0	0.0
100820	Millet	13,743	5.64	16	0	0.0
020230	Frozen boneless bovine meat	123,808	5.45	3,674	0	0.0
040221	Milk and cream in solid forms of >1.5% fat, unsweetened	40,065	5.22	2,403	0	0.0
330113	Essential oils of lemon (incl. concretes and absolutes)	25,900	4.97	1,131	27	2.4
410421	Bovine leather, vegetable pre-tanned (excl. further prepared)	18,350	4.92	489	117	23.9
<b>240120</b>	<b>Tobacco, partly or wholly stemmed/stripped</b>	<b>107,422</b>	<b>4.87</b>	<b>77,378</b>	<b>0</b>	<b>0.0</b>
100190	Spelt, common wheat and meslin	125,808	4.64	80	0	0.0
520942	Denim, with >=85% cotton, >200g/m2	25,882	4.59	4,443	0	0.0
<b>730439</b>	<b>Tubes, pipe &amp; hollow profiles, i or nas, smls, of circ cross section, nes</b>	<b>25,023</b>	<b>4.57</b>	<b>17,913</b>	<b>22</b>	<b>0.1</b>
150810	Crude ground-nut oil	42,959	4.37	460	457	99.3
030378	Frozen hake	51,837	4.34	180	0	0.0
080510	Oranges, fresh or dried	33,986	4.26	5,316	0	0.0
151511	Crude linseed oil	14,374	4.20	733	591	80.6
870421	Diesel powered trucks with a GVW not exceeding five tonnes	95,995	4.14	463,504	0	0.0
110710	Malt not roasted	23,377	4.03	17	0	0.0
020622	Frozen bovine livers	11,600	3.97	88	0	0.0
050400	Guts, bladders and stomachs of animals (excl. fish)	23,898	3.91	7,843	0	0.0
070320	Garlic, fresh or chilled	56,662	3.52	4,817	107	2.2

<b>720923</b>	<b>Flat rlld prod, i/nas, in coil, cr,=&gt;600mm w, 0.5mm=&lt;thk=&lt;1mm, nes</b>	<b>22,556</b>	<b>2.67</b>	<b>23,798</b>	<b>2,808</b>	<b>11.8</b>
720933	Flat rlld prod,i/nas,not in coil,cr=>600mm w,0.5mm=<thk=<1mm,mysp 355 mpa	18,127	2.62	87	0	0.0
292111	Methylamine, di- or trimethylamine and their salts	9,482	2.60	1,233	75	6.1
080820	Pears and quinces, fresh	93,887	2.59	222	0	0.0
<b>040690</b>	<b>Cheese, nes</b>	<b>36,352</b>	<b>2.58</b>	<b>66,001</b>	<b>0</b>	<b>0.0</b>
760120	Aluminium unwrought, alloyed	54,151	2.56	2,518	0	0.0
701090	Carboys/bottles/flasks etc for conveyance of gds etc stoppers etc, glass	17,925	2.54	27,687	0	0.0
870850	Drive axles with differential for motor vehicles	18,469	2.46	10,836	0	0.0
080530	Lemons and limes, fresh or dried	65,083	2.41	1,455	0	0.0
870332	Automobiles with diesel engine displacing more than 1500 cc to 2500 cc	54,193	2.39	53,647	0	0.0
640610	Uppers and parts thereof (excl. stiffeners)	20,001	2.37	18,536	0	0.0
842112	Clothes-dryers, centrifugal	4,587	2.36	44	0	0.0
<b>720922</b>	<b>Flat rolled prod, i/nas, in coil, cr, =&gt;600mm wide, 1mm &lt;thk &lt;3mm, nes</b>	<b>17,587</b>	<b>2.34</b>	<b>11,539</b>	<b>0</b>	<b>0.0</b>
721041	Flat rolled prod, i/nas, pltd or ctd w zinc, corrugated, =>600m wide, nes	6,543	2.24	55	0	0.0
040210	Milk and cream in solid forms of =<1.5% fat	18,572	2.20	1,154	0	0.0
430310	Articles of apparel and clothing accessories of furskins	10,638	2.19	2,665	0	0.0
292910	Isocyanates	15,780	2.14	25,896	0	0.0
760511	Wire,aluminium,not alloyed,with a max cross sectional dimension > 7mm	29,414	2.14	18	0	0.0
290211	Cyclohexane	12,945	2.06	275	0	0.0
271113	Butanes, liquefied	29,574	2.05	120	0	0.0
081330	Dried apples	5,397	1.99	1,668	26	1.6
090220	Raw skins of rabbit or hare, whole	39	1.396	1,027	0	0.0
151529	Maize (corn) oil (excl. crude) and fractions	4,616	1.86	946	0	0.0
151519	Linseed oil (excl. crude) and fractions	2,100	1.85	816	243	29.8

281310	Carbon disulphide	4,995	1.64	426	0	0.0
<b>760110</b>	<b>Aluminium unwrought, not alloyed</b>	<b>77,509</b>	<b>1.64</b>	<b>4,292</b>	<b>0</b>	<b>0.0</b>
870423	Diesel powered trucks with a GVW exceeding twenty tonnes	19,170	1.61	72,615	0	0.0
283323	Sulphates of chromium	1,311	1.61	1	0	0.0
230310	Residues from manufacture of starch and similar residues	10,734	1.59	4	0	0.0
170111	Raw cane sugar, in solid form	33,537	1.59	471	0	0.0
291890	Carboxylic acids with oxygen function, etc, their... derivatives, nes	10,223	1.55	25,870	0	0.0
<b>381121</b>	<b>Additives for lubricating oils with petroleum oils</b>	<b>11,521</b>	<b>1.53</b>	<b>81,274</b>	<b>0</b>	<b>0.0</b>
<b>853690</b>	<b>Electrical app for switching or protec elec circuits, &lt;= 1,000 V, nes</b>	<b>38,863</b>	<b>1.52</b>	<b>71,848</b>	<b>0</b>	<b>0.0</b>
300439	Medicaments of other hormones, for retail sale, nes	11,797	1.48	33,816	0	0.0
300110	Glands and other organs, dried	1,038	1.48	16	0	0.0
470321	Semi-bleached or bleached coniferous chemical wood pulp, soda..., nes	58,121	1.47	54,296	0	0.0
081320	Dried prunes	15,281	1.46	1,325	0	0.0
<b>200190</b>	<b>Other vegetables, fruits, etc, preserved by vinegar or acetic acid, nes</b>	<b>19,159</b>	<b>1.44</b>	<b>5,366</b>	<b>0</b>	<b>0.0</b>
300120	Extracts of glands or other organs or of their secretions	25,739	1.43	609	0	0.0
848030	Patterns, moulding	6,639	1.42	706	0	0.0
230230	Brans, sharps and other residues of wheat	10,172	1.39	162	0	0.0
<b>690890</b>	<b>Tiles, cubes and sim nes, glazed ceramics</b>	<b>16,218</b>	<b>1.36</b>	<b>148,623</b>	<b>475</b>	<b>0.3</b>
291714	Maleic anhydride	8,965	1.35	3,828	0	0.0
070310	Onions and shallots, fresh or chilled	31,989	1.35	539	0	0.0
160300	Extracts and juices of meat, fish and aquatic invertebrates	14,102	1.32	464	0	0.0
021020	Meat of bovine animals, salted... or smoked	2,446	1.31	1	0	0.0
271119	Petroleum gases and other gaseous hydrocarbons, liquefied, nes	42,314	1.30	2,414	0	0.0
510510	Carded wool	1,778	1.28	315	0	0.0
520300	Cotton, carded or combed	3,453	1.28	925	0	0.0



<b>270900</b>	<b>Petroleum oils and oils obtained from bituminous minerals, crude</b>	<b>1,149,760</b>	<b>1.10</b>	<b>1,567,447</b>	<b>0</b>	<b>0.0</b>
410800	Chamois (incl. combination chamois) leather	4,515	1.09	539	0	0.0
160290	Preparations of meat (incl. preparations of blood of any animal), nes	922	1.08	404	0	0.0
151521	Crude maize (corn) oil	5,602	1.08	144	0	0.0
293710	Pituitary (anterior) or similar hormones, and their derivatives	4,063	1.07	1,996	0	0.0
291812	Tartaric acid	5,416	1.06	1,727	89	5.2
252890	Natural borates (excl. sodium) and concentrates; natural boric acid	5,808	1.06	1,412	0	0.0
711719	Imitation jewellery nes of base mtl whether or not plated with prec mtl	8,347	1.05	23,451	0	0.0
291413	4-Methylpentan-2-one (methyl isobutyl ketone)	3,537	1.04	1,066	0	0.0
293212	2-Furaldehyde (furfuraldehyde)	2,318	1.03	493	0	0.0
<b>481840</b>	<b>Sanitary towels and tampons, napkins and napkin liners for babies, etc</b>	<b>6,627</b>	<b>1.01</b>	<b>17,203</b>	<b>0</b>	<b>0.0</b>

Note: products in bold letters are those with better market potential.

Source: Prepared by the Undersecretariat of Foreign Trade (East Asia Analytical Unit)

based on Trains, UN.

**r. Argentina potential trade to New Zealand 1994.**  
**Thousand of dollars. Selected products with RCA > 1.**

HS	Description	Argentina exports	RCA	New Zealand imports	Existing trade	Market share
	Total	14,300,878		11,065,185	16,514	0.1
	Products with relative comparative advantages (RCA > 1)	11,270,965		1,396,170	12,719	0.9
	%	79%		13%	77%	
110429	Other worked grains of other cereals, nes	523,863	1,169.74	1	0	0.0
160250	Preparations of meat of bovine animals	226,264	46.61	943	0	0.0
<b>230400</b>	<b>Oil-cake and other solid residues, of soya-bean</b>	<b>1,118,860</b>	<b>44.38</b>	<b>8,239</b>	<b>0</b>	<b>0.0</b>
410422	Bovine leather, non-vegetable pre-tanned (excl. further prepared)	187,209	31.46	49	0	0.0
711590	Articles of precious metal or of metal clad with precious metal nes	257,715	30.20	82	0	0.0
410431	Full-grains, splits of bovine and equine leather, prepared after tanning	266,439	28.36	1,484	0	0.0
020130	Fresh or chilled boneless bovine meat	321,836	22.84	1,207	0	0.0
100590	Maize (excl. seed)	544,411	19.10	2,349	0	0.0
120100	Soya beans	668,200	16.93	214	0	0.0
<b>730420</b>	<b>Casings,tubing&amp;drill pipe,ilst,smls,for use in drilling for oil or gas</b>	<b>160,635</b>	<b>16.82</b>	<b>6,065</b>	<b>290</b>	<b>4.8</b>
320110	Quebracho extract	49,884	15.09	134	99	73.9
<b>150710</b>	<b>Crude soya-bean oil</b>	<b>438,610</b>	<b>14.92</b>	<b>3,304</b>	<b>1,106</b>	<b>33.5</b>
151211	Crude sunflower seed and safflower oil and fractions thereof	219,809	13.34	2,207	2,183	88.9
030420	Frozen fish fillets	218,316	12.02	216	0	0.0
030749	Cuttle fish and squid (excl. live, fresh or chilled)	54,387	11.20	204	0	0.0
<b>410439</b>	<b>Bovine and equine leather, prepared after tanning, nes</b>	<b>61,358</b>	<b>11.20</b>	<b>4,629</b>	<b>15</b>	<b>0.3</b>

330113	Essential oils of lemon (incl. concretes and absolutes)	25,900	4.97	65	0	0.0
410421	Bovine leather, vegetable pre-tanned (excl. further prepared)	18,350	4.92	77	0	0.0
<b>240120</b>	<b>Tobacco, partly or wholly stemmed/stripped</b>	<b>107,422</b>	<b>4.87</b>	<b>12,146</b>	<b>153</b>	<b>1.3</b>
<b>100190</b>	<b>Spelt, common wheat and meslin</b>	<b>125,808</b>	<b>4.64</b>	<b>44,556</b>	<b>0</b>	<b>0.0</b>
520942	Denim, with >=85% cotton, >200g/m2	25,882	4.59	3,929	0	0.0
730439	Tubes, pipe & hollow profiles, i or nas, smls, of circ cross section, nes	25,023	4.57	1,472	74	5.0
150810	Crude ground-nut oil	42,959	4.37	27	0	0.0
<b>080510</b>	<b>Oranges, fresh or dried</b>	<b>33,986</b>	<b>4.26</b>	<b>9,160</b>	<b>0</b>	<b>0.0</b>
151511	Crude linseed oil	14,374	4.20	183	183	100.0
110422	Other worked grains of oats, nes	3,014	4.18	123	0	0.0
<b>870421</b>	<b>Diesel powered trucks with a GVW not exceeding five tonnes</b>	<b>95,995</b>	<b>4.14</b>	<b>88,804</b>	<b>0</b>	<b>0.0</b>
110710	Malt not roasted	23,377	4.03	959	0	0.0
020622	Frozen bovine livers	11,600	3.97	17	0	0.0
<b>050400</b>	<b>Guts, bladders and stomachs of animals (excl. fish)</b>	<b>23,898</b>	<b>3.91</b>	<b>3,847</b>	<b>0</b>	<b>0.0</b>
230620	Oil-cake and other solid residues of linseed	16,691	3.66	3	0	0.0
070320	Garlic, fresh or chilled	56,662	3.52	276	0	0.0
<b>170490</b>	<b>Sugar confectionery (incl. white chocolate), not containing cocoa, nes</b>	<b>29,703</b>	<b>3.51</b>	<b>15,245</b>	<b>40</b>	<b>0.3</b>
<b>150790</b>	<b>Soya-bean oil (excl. crude) and fractions</b>	<b>21,639</b>	<b>3.46</b>	<b>13,784</b>	<b>4,994</b>	<b>36.2</b>
<b>030613</b>	<b>Frozen shrimps and prawns</b>	<b>130,296</b>	<b>3.37</b>	<b>6,168</b>	<b>0</b>	<b>0.0</b>
<b>120220</b>	<b>Shelled ground-nuts, not roasted or otherwise cooked</b>	<b>116,780</b>	<b>3.24</b>	<b>6,317</b>	<b>43</b>	<b>0.7</b>
110311	Groats and meal of wheat	1,182	3.17	127	0	0.0
<b>110100</b>	<b>Wheat or meslin flour</b>	<b>39,468</b>	<b>3.07</b>	<b>2,072</b>	<b>0</b>	<b>0.0</b>
040900	Natural honey	53,243	3.04	30	0	0.0
320412	Acid dyes and preparations; mordant dyes and preparations	15,320	2.88	3,856	0	0.0
200930	Single citrus fruit juice, (excl. orange and grapefruit), unfermented...	15,801	2.76	723	21	2.9

290211	Cyclohexane	12,945	2.06	23	0	0.0
271113	Butanes, liquefied	29,574	2.05	161	0	0.0
081330	Dried apples	5,397	1.99	87	0	0.0
151529	Maize (corn) oil (excl. crude) and fractions	4,616	1.86	972	0	0.0
151519	Linseed oil (excl. crude) and fractions	2,100	1.85	333	188	56.5
821220	Safety razor blades, including razor blade blanks in strips	29,922	1.83	3,125	0	0.0
840734	Engines, spark-ignition reciprocating displacing more than 1000 cc	77,784	1.81	1,722	0	0.0
<b>380830</b>	<b>Herbicides, anti-sprouting products and plant growth regulators</b>	<b>17,120</b>	<b>1.79</b>	<b>16,836</b>	<b>0</b>	<b>0.0</b>
440399	Wood, nes in the rough..., (excl. treated)	25,248	1.75	362	0	0.0
890392	Motorboats, other than outboard motorboats	10,895	1.74	5,060	0	0.0
420500	Articles of leather or of composition leather, nes	27,213	1.74	359	0	0.0
151229	Cotton-seed oil (excl. crude) and fractions thereof	3,336	1.72	10	0	0.0
180690	Chocolate, etc, containing cocoa, not in blocks, slabs or bars, nes	9,565	1.70	12,311	0	0.0
392020	Plates..., of polymers of propylene, not reinforced, etc	11,953	1.70	12,891	0	0.0
510129	Degreased wool (excl. shorn), not carbonised, not carded or combed	15,145	1.68	354	0	0.0
284330	Gold compounds	34,227	1.68	335	0	0.0
721331	Bars/rods, in nes, hr, in irreg wnd coils of circ c sect., 14mm dia, cntg<0.25%C	12,289	1.67	3,394	0	0.0
760110	Aluminium unwrought, not alloyed	77,509	1.64	9,576	0	0.0
<b>870423</b>	<b>Diesel powered trucks with a GW exceeding twenty tonnes</b>	<b>19,170</b>	<b>1.61</b>	<b>59,095</b>	<b>0</b>	<b>0.0</b>
283323	Sulphates of chromium	1,311	1.61	65	0	0.0
170111	Raw cane sugar, in solid form	33,537	1.59	49,362	0	0.0
291890	Carboxylic acids with oxygen function, etc, their... derivatives, nes	10,223	1.55	2,816	0	0.0
284130	Sodium dichromate	7,410	1.54	3,825	0	0.0
381121	Additives for lubricating oils with petroleum oils	11,521	1.53	10,498	0	0.0

401120	New pneumatic tyres, of rubber of a kind used on buses or lorries	19,491	1.17	23,651	0	0.0
330210	Mixtures of odoriferous substances, for the food or drink industries	5,571	1.15	5,816	0	0.0
380810	Insecticides, put up for retail sale	6,821	1.15	7,790	0	0.0
230110	Flours, meats and pellets, of meat unfit for human consumption; greaves	19,630	1.13	38	0	0.0
290511	Methanol (methyl alcohol)	7,080	1.13	91	0	0.0
840991	Parts for spark-ignition type engines nes	35,602	1.12	10,767	15	0.1
<b>270900</b>	<b>Petroleum oils and oils obtained from bituminous minerals, crude</b>	<b>1,149,760</b>	<b>1.10</b>	<b>473,015</b>	<b>0</b>	<b>0.0</b>
410800	Chamois (incl. combination chamois) leather	4,515	1.09	74	0	0.0
160290	Preparations of meat (incl. preparations of blood of any animal), nes	922	1.08	234	0	0.0
293710	Pituitary (anterior) or similar hormones, and their derivatives	4,063	1.07	174	0	0.0
291812	Tartaric acid	5,416	1.06	222	19	8.6
252890	Natural borates (excl. sodium) and concentrates; natural boric acid	5,808	1.06	50	0	0.0
711719	Imitation jewellery nes of base mtl whether or not plated with prec mtl	8,347	1.05	5,024	0	0.0
291413	4-Methylpentan-2-one (methyl isobutyl ketone)	3,537	1.04	361	0	0.0
293212	2-Furaldehyde (furfuraldehyde)	2,318	1.03	3	0	0.0
020629	Frozen edible bovine offal (excl. tongues and livers)	27,088	1.03	474	0	0.0
<b>481840</b>	<b>Sanitary towels and tampons, napkins and napkin liners for babies, etc</b>	<b>6,627</b>	<b>1.01</b>	<b>15,501</b>	<b>0</b>	<b>0.0</b>

**s. Brazil potential exports to Australia 1994.**  
**Thousand of dollars. Selected products with RCA > 1.**  
**Ordered by decreasing RCA value.**

HS	Description	Brazil exports	RCA	Australia imports	Existing trade	Market share.
	Total	40,721,662		47,430,876	258,314	0.5
	Products with relative comparative advantages (RCA > 1)	27,953,079		4,758,234	148,717	3.1
	%	68.6		10.0	57.6	
200911	Frozen orange juice, unfermented, not containing added spirit	1,070,554	44.69	14,339	13,939	97.2
230400	Oil-cake and other solid residues, of soya-bean	2,151,487	30.68	1,486	0	0.0
720712	Semi-fin prod,iron or n-al steel,rect/ sq cross sect,cntg by wt <.25% carb	734,459	28.58	6,459	620	9.6
720110	Pig iron,non-alloy,containing by wt.=<0.5% of phosphorus in primary forms	426,996	28.01	2,725	0	0.0
160250	Preparations of meat of bovine animals	301,472	22.33	2,605	0	0.0
090111	Coffee, not roasted or decaffeinated	1,907,070	18.24	89,848	6,047	6.7
260111	Non-agglomerated iron ores and concentrates	2,324,239	18.03	7	0	0.0
470329	Semi- or bleached non-coniferous chemical wood pulp, soda..., nes	868,454	17.34	14,647	1,107	7.6
260112	Agglomerated iron ores and concentrates	675,906	17.24	51,415	8,715	17.0
090300	Mate	35,727	14.83	187	55	29.4
410422	Bovine leather, non-vegetable pre-tanned (excl. further prepared)	228,106	13.78	19,857	87	0.4
120100	Soya beans	1,501,176	13.68	17,406	0	0.0
721420	Bars&rods,lnas,hr,hd or he,cntg indent,ribs,etc,prod dur rp/tar,nes	279,066	12.32	245	17	6.9
46	Www.asiayargentina.com Tables with a seating capacity of > nine persons	331,976	14.66	68,929	contactenos@asiayargentina.com	0.0

####	Flat rlld prod, i/nas, in coil, hr,=>600mm w, 3mm=>thk <4.75mm, nes	118,430	5.13	2,756	458	16.6
####	Primary forms, iron or non-alloy steel, nes, of purity < 99.94% iron	24,320	5.05	168	160	95.2
####	Household type sewing machines	71,320	4.96	32,796	86	0.3
####	Unbleached kraftliner, uncoated, in rolls or sheets	117,689	4.82	9,185	3,164	34.4
####	Essential oils of orange (incl. concretes and absolutes)	49,199	4.82	976	439	45.0
####	Brazil nuts, fresh or dried	31,704	4.79	1,698	1,305	76.9
####	Flat rolled prod, i/nas, in coil, hr, =>600mm wide, <3mm thk, myp 275 mp	72,791	4.77	443	0	0.0
####	Fuel, lubricating or cooling medium pumps for int comb piston engines	138,023	4.66	44,227	65	0.1
####	Flat rlld prod, i/nas, plated or coated with tin,=>600mm w, <0.5mm thk	107,746	4.26	3,915	0	0.0
####	Parts for diesel and semi-diesel engines	288,375	4.24	111,241	1,368	1.2
####	Kaolin and other kaolinic clays, whether or not calcined	79,871	4.17	5,191	0	0.0
####	Plywood, each ply =<6mm thick, nes	57,859	4.15	13,609	69	0.5
####	Vegetable waxes (excl. triglycerides)	30,405	4.08	452	174	38.5
####	Full-grains, splits of bovine and equine leather, prepared after tanning	104,629	4.00	10,484	165	1.6
####	Footwear with rubber... soles and leather uppers, covering the ankle	199,934	3.96	16,269	547	3.4
####	Palm hearts, prepared or preserved (excl. those of 20.06 and 20.07)	34,677	3.92	53	34	64.2
####	Sisal and other textile fibres of the genus Agave, raw	18,212	3.84	433	0	0.0
####	Binder or baler twine of sisal, etc, of the genus Agave	57,673	3.75	183	0	0.0
####	Denim, with >=85% cotton, >200g/m2	58,361	3.72	4,443	626	14.1
####	Balgon, Mahogany, Imbuia and Balsa wood, sawn lengthwise, >6mm th	84,188	3.61	1,344	644	17.9
####	Diesel powered trucks with a GVW exc five tonnes but not exc twenty ton	202,773	3.58	179,471	593	0.3
####	New pneumatic tyres, of rubber of a kind used on buses or lorries	159,987	3.47	139,862	2,000	1.4
####	Diesel powered trucks with a GVW not exceeding five tonnes	223,244	3.46	463,504	0	0.0

####	Tobacco, not stemmed/stripped	77,681	2.15	1,619	262	16.2
####	Wattle extract	25,001	2.14	6,036	106	1.8
####	Parts for spark-ignition type engines nes	180,006	2.04	167,848	3,558	2.1
####	Spongy ferrous products, or iron having a minimum purity by wt. of 99.9.	8,363	2.01	31	0	0.0
####	Linseed oil (excl. crude) and fractions	6,290	1.99	816	0	0.0
####	Typewriters, non-electric, nes	16,456	1.97	176	0	0.0
####	Polyethylene having a specific gravity <0.94, in primary forms	123,658	1.97	2,651	0	0.0
####	Extracts, essences, concentrates and preparations of coffee	196,945	1.96	34,604	8,025	23.2
####	Front end shovel loaders	53,267	1.94	167,330	0	0.0
####	Other vegetable materials, waste, residues, etc, used in animal feeding	130,117	1.89	23	0	0.0
####	Refrigerators, household type, compression-type	29,553	1.88	529	0	0.0
####	New pneumatic tyres, of rubber of a kind used on motor cars	165,044	1.85	143,342	3,956	2.8
####	Parts of cathode-ray tubes	36,124	1.84	1,634	0	0.0
####	Flat rolled prod, i/nas, plated or coated with zinc, =>600mm wide, nes	76,171	1.84	61,057	8,188	13.4
####	Graders and levellers, self-propelled	101,577	1.80	14,796	0	0.0
####	Bearing housings, not incorporating ball/roller bearing; plain shaft bearing	25,406	1.77	35,006	99	0.3
####	Preparations of turkey meat	30,167	1.74	150	0	0.0
####	Light-weight coated paper for writing, etc, >10% mechanical fibres	51,207	1.73	93,783	92	0.1
####	Other Bovine and Equine leather, prepared after tanning, nes	25,889	1.70	35,267	2,384	6.1
####	Drive axles with differential for motor vehicles	35,250	1.69	10,836	0	0.0
####	Pig iron, alloy in primary forms	13,317	1.67	5	0	0.0
####	2-Ethoxyethyl acetate	6,780	1.67	119	0	0.0



####	Plates..., of polyethylene terephthalate, not reinforced, etc	20,613	1.25	24,804	0	0.0
####	Steering wheels, steering columns and steering boxes for motor vehicles	27,099	1.24	28,440	17	0.1
####	Furniture, wooden, nes	90,926	1.24	59,650	106	0.2
####	Dried pepper (excl. crushed or ground)	40,643	1.24	4,014	0	0.0
####	Stranded wire,cables,plaited bands and like or alum,not elect insul,nes	11,527	1.24	315	0	0.0
####	Twine, cordage, ropes and cables, of sisal, etc, of the genus Agave, nes	4,135	1.23	635	12	1.9
####	Isocyanates	24,813	1.21	25,896	194	0.7
####	Cyclohexanol, methylcyclohexanols and dimethylcyclohexanols	622	1.21	39	23	59.0
####	Ingots, iron or non-alloy steel, of a purity of less than 99.94% iron	16,599	1.21	16	0	0.0
####	Glutamic acid and its salts	48,143	1.21	3,065	224	7.3
####	Parts of printing machinery & machines for uses ancillary to printing	23,805	1.16	46,755	0	0.0
####	Zinc not alloyed unwrought containing by weight 99.99% or more of zinc	28,829	1.16	322	0	0.0
####	Fibreboard of a density >0.8g/cm3, not worked or surface covered	38,783	1.16	2,970	0	0.0
####	Foil, aluminium, not backed, rolled but not further worked, <= 0.2mm	15,551	1.15	11,515	0	0.0
####	Prec or semi-prec stones (o/t diamonds) unwkcd or simply sawn or rough	58,518	1.14	1,247	287	23.0
####	Wool tops and combed wool (excl. in fragments)	21,782	1.14	670	0	0.0
####	Silicon containing by weight <99.99% silicon	74,434	1.14	2,660	0	0.0

**t. Brazil potential exports to New Zealand 1994.**  
**Thousand of dollars. Selected products with RCA > 1.**  
**Ordered by decreasing RCA value.**

HS	Description	Brazil exports	RCA	New Zealand imports	Existing trade	Market share.
	Total	39,092,472		11,439,504	42,856	0.4
	Products with relative comparative advantages (RCA > 1)	26,542,104		1,236,969	28,011	2.3
	%	68%		11%	65%	
200911	Frozen orange juice, unfermented, not containing added spirit	1,070,554	44.69	8,087	6,085	75.2
230400	Oil-cake and other solid residues, of soya-bean	2,151,487	30.68	8,239	19	0.2
720712	Semi-fin prod, iron or n-al steel, rect/ sq cross sect, cntg by wt <.25% carb	734,459	28.58	3	0	0.0
160250	Preparations of meat of bovine animals	301,472	22.33	943	0	0.0
090111	Coffee, not roasted or decaffeinated	1,907,070	18.24	18,552	312	1.7
260111	Non-agglomerated iron ores and concentrates	2,324,239	18.03	7	0	0.0
470329	Semi- or bleached non-coniferous chemical wood pulp, soda..., nes	868,454	17.34	4,850	138	2.8
090300	Mate	35,727	14.83	1	0	0.0
-----		-----	-----	-----	-	--

720814	Flat rolled prod, i/nas, in coil, hr, =>600mm wide, <3mm thk, myp 275 mpa	72,791	4.77	5	0	0.0
841330	Fuel, lubricating or cooling medium pumps for int comb piston engines	138,023	4.66	3,945	0	0.0
721012	Flat rlld prod, i/nas, plated or coated with tin,=>600mm w, <0.5mm thk	107,746	4.26	34,232	0	0.0
840999	Parts for diesel and semi-diesel engines	288,375	4.24	16,072	93	0.6
250700	Kaolin and other kaolinic clays, whether or not calcined	79,871	4.17	3,867	0	0.0
441219	Plywood, each ply =<6mm thick, nes	57,859	4.15	1,514	0	0.0
152110	Vegetable waxes (excl. triglycerides)	30,405	4.08	26	0	0.0
410431	Full-grains, splits of bovine and equine leather, prepared after tanning	104,629	4.00	1,484	0	0.0
640391	Footwear with rubber... soles and leather uppers, covering the ankle	199,934	3.96	7,622	196	2.6
200891	Palm hearts, prepared or preserved (excl. those of 20.06 and 20.07)	34,677	3.92	2	0	0.0
530410	Sisal and other textile fibres of the genus Agave, raw	18,212	3.84	846	0	0.0
560721	Binder or baler twine of sisal, etc. of the genus Agave	57,673	3.75	114	44	38.6
520942	Denim, with >=85% cotton, >200g/m2	58,361	3.72	3,929	0	0.0
440723	Baboen, Mahogany, Imbuia and Balsa wood, sawn lengthwise..., >6mm thick	84,188	3.61	123	0	0.0
70421	Trucks with a GVW exc five tonnes but not exc twenty tonnes	202,773	3.58	37,016	0	0.0
401120	New pneumatic tyres, of rubber of a kind used on buses or lorries	159,987	3.47	23,651	932	3.9
870421	Diesel powered trucks with a GVW not exceeding five tonnes	223,244	3.46	88,804	0	0.0
020230	Frozen boneless bovine meat	216,721	3.43	7,330	0	0.0

390110	Polyethylene having a specific gravity <0.94, in primary forms	123,658	1.97	53,450	93	0.2
210110	Extracts, essences, concentrates and preparations of coffee	196,945	1.96	5,895	379	6.4
842951	Front end shovel loaders	53,267	1.94	33,372	0	0.0
230890	Other vegetable materials, waste, residues, etc, used in animal feeding	130,117	1.89	3	0	0.0
841821	Refrigerators, household type, compression-type	29,553	1.88	4,034	0	0.0
401110	New pneumatic tyres, of rubber of a kind used on motor cars	165,044	1.85	20,972	85	0.4
854091	Parts of cathode-ray tubes	36,124	1.84	30	0	0.0
721049	Flat rolled prod, i/nas, plated or coated with zinc, =>600mm wide, nes	76,171	1.84	27,311	38	0.1
842920	Graders and levellers, self-propelled	101,577	1.80	3,279	0	0.0
848330	Bearing housings,not incorporating ball/roller bearing;plain shaft bearing	25,406	1.77	6,555	0	0.0
160231	Preparations of turkey meat	30,167	1.74	231	0	0.0
481021	Light-weight coated paper for writing, etc, >10% mechanical fibres	51,207	1.73	11,892	0	0.0
390210	Polypropylene, in primary forms	56,788	1.72	16,894	0	0.0
www.asiayargentina.com	leather, prepared after tanning, nes	25,889	1.70	4,629	contactenos@asiayargentina.com	
870850	Drive axles with differential for motor vehicles	35,250	1.69	1,241	0	0.0
720130	Pig iron, alloy in primary forms	13,317	1.67	21	0	0.0
291535	2-Ethoxyethyl acetate	6,780	1.67	8	0	0.0

292910	Isocyanates	24,813	1.21	5,299	0	0.0
290612	Cyclohexanol, methylcyclohexanols and dimethylcyclohexanols	622	1.21	3	0	0.0
720610	Ingots, iron or non-alloy steel, of a purity of less than 99.94% iron	16,599	1.21	1	0	0.0
292242	Glutamic acid and its salts	48,143	1.21	1,049	22	2.1
844390	Parts of printing machinery & machines for uses ancillary to printing	23,805	1.16	8,196	0	0.0
790111	Zinc not alloyed unwrought containing by weight 99.99% or more of zinc	28,829	1.16	13,211	0	0.0
441111	Fibreboard of a density >0.8g/cm3, not worked or surface covered	38,783	1.16	60	0	0.0
760711	Foil, aluminium, not backed, rolled but not further worked, <= 0.2mm	15,551	1.15	12,061	0	0.0
290543	Mannitol	6,717	1.15	37	0	0.0
710310	Prec or semi-prec stones (o/t diamonds) unwdk or simply sawn or rough shpd	58,518	1.14	1,644	153	9.3
510529	Wool tops and combed wool (excl. in fragments)	21,782	1.14	525	0	0.0
280469	Silicon containing by weight <99.99% silicon	74,434	1.14	2,914	0	0.0
520622	Combed single cotton yarn, with <85% cotton, nprs, >14mn but <=43mn	3,721	1.13	1,354	0	0.0
731300	Wire,barbed,twisted hoop,single flat or twisted double of i/s,for fencing	7,663	1.13	398	0	0.0
291821	Salicylic acid and its salts	8,255	1.12	26	0	0.0
842230	Mach for fill/clos/seal/etc.btle/can/box/bag/ctnr nes,mach for aerating bev	36,631	1.12	11,574	0	0.0

**u. Australia potential exports to Argentina 1994.**  
**Thousand of dollars. Selected products with RCA > 1.**

HS	Description	Australia exports	RCA	Argentina imports	Existing trade	Market share.
	Total	40,627,543		21,183,869	69,130	0.3
	Products with relative comparative advantages (RCA > 1)	28,933,236		1,002,824	40,442	4.0
	%	71.2		4.7	58.5	
510111	Greasy shorn wool, not carded or combed	1,540,131	37.65	27	27	100.0
510121	Degreased shorn wool, not carbonised, not carded or combed	407,504	26.78	75	0	0.0
020130	Fresh or chilled boneless bovine meat	1,107,121	25.86	477	0	0.0
281820	Aluminium oxide, other than artificial corundum	1,181,381	19.87	59,115	19,922	33.7
270112	Bituminous coal, not agglomerated	5,412,028	19.62	25,239	0	0.0
260111	Non-agglomerated iron ores and concentrates	2,722,790	19.34	48,074	0	0.0
020220	Fresh boneless bovine meat	1,126,115	16.22	2,000	0	0.0

120791	Poppy seeds	10,696	2.80	59	0	0.0
270400	Coke and semi-coke of coal, of lignite or of peat: retort carbon	64,710	2.78	1,389	0	0.0
720711	Semi-fin prod, i/nas, rect/sq cross-sect cntg by wt <.25% c,width l/t 2X thk	68,266	2.76	26,110	0	0.0
260300	Copper ores and concentrates	201,603	2.75	18	0	0.0
720824	Flat rlld prod, i/nas, in coil, hr,=>600mm w, less than 3mm thk, nes	124,667	2.67	4,356	0	0.0
902730	Spectrometers,spectrophotometers and spectrographs using optical radiation	39,840	2.62	6,935	118	1.7
740311	Copper cathodes and sections of cathodes unwrought	332,104	2.57	64,723	0	0.0
100630	Semi-milled or wholly milled rice	57,753	2.53	3,846	0	0.0
020421	Fresh or chilled sheep carcasses and half carcasses (excl. lamb)	1,409	2.49	111	0	0.0
261400	Titanium ores and concentrates	253,397	2.44	895	98	10.9
www.asiayargentina.com		55	9,709	2.31	12	contactenos@asiayargentina.com
100700	Grain sorghum	43,874	2.31	92	0	0.0
100620	Husked (brown) rice	142,734	2.29	9	0	0.0
750220	Nickel unwrought, alloyed	46,013	2.27	57	0	0.0

854220	Hybrid integrated circuits	45,838	1.29	4,684	0	0.0
030611	Frozen rock lobster and other sea crawfish	141,185	1.28	131	0	0.0
250700	Kaolin and other kaolinic clays, whether or not calcined	26,713	1.28	5,163	0	0.0
710691	Silver in unwrought forms	29,683	1.27	4,333	0	0.0
903090	Parts & access for inst & app for meas or checking electrical quantities	18,791	1.23	2,549	0	0.0
030613	Frozen shrimps and prawns	142,880	1.22	1,524	0	0.0
840734	Engines, spark-ignition reciprocating displacing more than 1000 cc	156,826	1.20	25,035	0	0.0
721049	Flat rolled prod, i/nas, plated or coated with zinc, =>600mm wide, nes	53,347	1.18	4,470	0	0.0
870870	Wheels including parts and accessories for motor vehicles	43,976	1.16	23,354	0	0.0
848071	Moulds, injection or compression types, for rubber or plastics	45,002	1.13	33,512	2,654	7.9
300490	Other medicaments of mixed or unmixed products, for retail sale, nes	228,122	1.10	71,756	1,076	1.5
842121	Filtering or purifying machinery and apparatus for water	15,439	1.08	9,446	14	0.1



**v. Australia potential exports to Brazil 1994.**  
**Thousand of dollars. Selected products with RCA > 1.**  
**Ordered by decreasing RCA value.**

HS	Description	Australia exports	RCA	Brazil imports	Existing trade	Market share
	Total	42,400,716		34,744,808	235,814	0.68
	Products with relative comparative advantages (RCA > 1)	30,677,617		3,497,422	209,088	5.98
	%					
510111	Greasy shorn wool, not carded or combed	1,540,131	37.65	2,031	0	0.00

710121	Pearls cultured unworked	108,940	3.04	55	0	0.00
040690	Cheese, nes	129,309	3.02	85,759	0	0.00
100300	Barley	347,377	2.96	25,611	12,990	50.72
150510	Crude wool grease	5,950	2.94	146	133	91.10
120791	Poppy seeds	10,696	2.80	5	0	0.00
510130	Carbonised wool, not carded or combed	140,885	2.80	17	0	0.00
270400	Coke and semi-coke of coal, of lignite or of pe	64,710	2.78	164,953	4,140	2.51
260300	Copper ores and concentrates	201,603	2.75	233,895	0	0.00
720824	Flat rld prod, i/nas, in coil, hr,=>600mm w, l	124,667	2.67	190	0	0.00
902730	Spectrometers,spectrophotometers and spectrogra	39,840	2.62	20,223	675	3.34
740311	Copper cathodes and sections of cathodes unwrou	332,104	2.57	121,621	0	0.00

151710	Margarine (excl. liquid)	18,812	1.39	377	0	0.00
282010	Manganese dioxide	35,537	1.36	241	0	0.00
040490	Products consisting of natural milk constituent	16,793	1.35	221	0	0.00
020442	Frozen unboned meat of sheep	92,693	1.34	2,314	0	0.00
847490	Pts of sorting/screening/mixing/crushing/grindi	25,127	1.29	3,938	0	0.00
854229	Hybrid integrated circuits	45,838	1.29	18,193	0	0.00
250700	Kaolin and other kaolinic clays, whether or not	26,713	1.28	1,325	0	0.00
710691	Silver in unwrought forms	29,683	1.27	34,820	0	0.00
070610	Carrots and turnips, fresh or chilled	21,685	1.25	11	0	0.00

**w. New Zealand potential exports to Argentina 1994.**  
**Thousand of dollars. Selected products with RCA > 1.**  
**Ordered by decreasing RCA value.**

HS	Description	60	New Zealand exports	RCA	Argentina imports	Existing trade	Market share.
	Total		10,231,945		18,931,694	18,613	0.1

510510	Carded wool	5,483	5.1	12	0	0.0
020130	Fresh or chilled boneless bovine meat	54,096	4.9	477	0	0.0
720822	Flat rlld prod, i/nas, in coil, hr,=>600mm w, 4.75mm=>thk <10mm, nes	21,283	4.9	3,111	0	0.0
www.asiayargentina.com	Flat rlld prod, i/nas, in coil, hr,=>600mm w, 4.75mm=>thk <10mm, nes	77,712	4.7	628	contactenos@asiayargentina.com	0.0
030731	Mussels, live, fresh or chilled	3,243	4.7	40	0	0.0
060310	Fresh cut flowers and buds	33,206	4.3	7,489	0	0.0
610799	Men's or boys' dressing gowns, of other textiles, knitted or crocheted	592	4.3	1	0	0.0

160419	Prepared or preserved fish (excl. minced), nes	7,265	1.8	394	0	0.0
392390	Articles for the packing of goods, of plastics, nes	6,560	1.8	6,452	0	0.0
170210	Lactose and lactose syrup	17,194	1.8	734	174	23.7
390799	Polyesters, in primary forms, nes	7,585	1.7	3,751	0	0.0
150200	Fats of bovine animals, sheep or goats, raw or rendered	35,628	1.7	257	0	0.0
020410	Fresh or chilled lamb carcasses and half carcasses	3,947	1.7	1,564	0	0.0



470691	Mechanical pulp of fibrous cellulosic material (excl. wood)	750	1.1	9	0	0.0
392410	Tableware and kitchenware of plastics	4,996	1.1	12,515	0	0.0
430390	Articles of furskin, nes	3,107	1.0	612	0	0.0
480260	Paper... (>10% of mechanical fibres), uncoated, in rolls or sheets, nes	13,371	1.0	12,715	0	0.0
170490	Sugar confectionery (incl. white chocolate), not containing cocoa, nes	6,862	1.0	9,869	0	0.0
441131	Fibreboard of a density >0.35g/cm3 but =<0.5g/cm3, not worked...	733	1.0	22	0	0.0
841582	Air cond mach nes, inc a refrigerating unit	6,157	1.0	18,251	0	0.0
220890	Other spirituous beverages, nes	7,234	1.0	2,304	0	0.0
391990	Other self-adhesive plates, tape, strip, foil... of plastics, nes	4,217	1.0	13,186	0	0.0
620510	Men's or boys' shirts of wool or fine animal hair	685	1.0	395	0	0.0

*Source: Prepared by the Undersecretariat of Foreign Trade (East Asia Analytical Unit) based on Trains, UN.*



**x. New Zealand and potential exports to Brazil 1994.**  
**Thousand of dollars. Selected products with RCA > 1.**  
**Ordered by decreasing RCA value.**

HS	Description	New Zealand exports	RCA	Brazil imports	Existing trade	Market share
	Total	10,126,705		30,384,514	15,116	0.0
	Products with relative comparative advantages (RCA > 1)	7,583,229		2,001,718	10,226	0.5
	%	74.9		6.6	67.7	
510121	Degreased shorn wool, not carbonised, not carded or combed	261,654	67.10	69	0	0.0
350110	Casein	226,101	57.99	2,136	89	4.2
040221	Milk and cream in solid forms of >1.5% fat, unsweetened	330,855	55.41	85,179	3,475	4.1
290511	Methanol (methyl alcohol)	235,699	48.36	149,632	0	0.0
020230	Frozen boneless bovine meat	695,547	39.37	53,118	0	0.0
040210	Milk and cream in solid forms of =<1.5% fat	206,408	31.37	54,449	238	0.4
030739	Mussels (excl. live, fresh or chilled)	26,438	27.12	21	0	0.0
080810	Apples, fresh	163,307	22.34	58,910	0	0.0
040690	Cheese, nes	242,004	22.07	85,759	2,710	3.2
010420	Live goats	8,519	20.09	57	0	0.0
020442	Frozen unboned meat of sheep	352,199	19.94	2,314	0	0.0
050400	Guts, bladders and stomachs of animals (excl. fish)	89,920	18.92	13,314	494	3.7
020430	Frozen lamb carcasses and half carcasses	120,772	17.62	888	0	0.0
510111	Greasy shorn wool, not carded or combed	171,202	16.34	2,031	0	0.0
710813	Gold in oth semi-manufactured forms,non-monetary	99,593	16.03	559	0	0.0
030420	Frozen fish fillets	221,601	15.68	70,536	0	0.0
030749	Cuttle fish and squid (excl. live, fresh or chilled)	57,723	15.28	1,553	0	0.0
020422	Fresh or chilled unboned meat of sheep	56,979	14.15	170	0	0.0
020690	Frozen edible offal of sheep, goats, horses...	19,545	12.64	12	0	0.0
020423	Fresh or chilled boneless meat of sheep	21,873	12.27	21	0	0.0
410422	Bovine leather, non-vegetable pre-tanned (excl. further prepared)	56,521	12.21	199	0	0.0
020443	Frozen boned meat of sheep	147,241	12.16	66	0	0.0
030269	Fresh or chilled fish, nes	49,543	10.99	8,395	0	0.0
040229	Milk and cream in solid forms of >1.5% fat, sweetened	83,402	10.62	5,719	848	14.8
441121	Fibreboard of a density >0.5g/cm3 but =<0.8g/cm3, not worked...	79,670	10.58	1,977	0	0.0
030621	Rock lobster and other sea crawfish (excl. frozen)	55,249	10.04	4	0	0.0
410221	Pickled skins of sheep or lambs, without wool, not tanned	155,623	9.37	266	0	0.0
040500	Butter and other fats and oils derived from milk	255,032	9.34	23,180	967	4.2
081090	Other fruit, fresh, nes	286,323	9.03	9,686	888	9.2
020441	Frozen sheep carcasses and half carcasses (excl.lamb)	24,671	8.96	1,641	0	0.0
040130	Milk and cream of >6% fat, not concentrated or sweetened	10,767	8.96	1,661	0	0.0
441129	Fibreboard of a density >0.5g/cm3 but =<0.8g/cm3, nes	34,826	8.72	164	0	0.0
030379	Frozen fish, nes	56,054	8.52	9,232	0	0.0
350290	Albumins (excl. egg albumin), albuminates and other dreivatives	29,261	8.13	444	0	0.0
760110	Aluminium unwrought, not alloyed	260,325	7.07	2,894	0	0.0
040390	Buttermilk, curdled milk and cream, etc (excl. yogurt)	25,104	6.94	74	0	0.0
630110	Electric blankets	2,347	6.40	2	0	0.0
441010	Particle board and similar board of wood, unworked	36,415	6.36	961	0	0.0
760429	Bars, rods and other profiles, aluminium alloyed	23,942	6.34	3,819	0	0.0
120922	Clover seed, of a kind used for sowing	12,968	6.33	100	0	0.0

350190	Caseinates and other casein derivatives; casein glues	96,191	6.11	1,647	65	3.9
071090	Mixtures of vegetables, frozen	14,873	5.84	207	0	0.0
050790	Tortoise-shell, whalebone and whalebone-hair, etc, unworked	33,930	5.80	6	0	0.0
440710	Coniferous wood sawn or chipped lengthwise, sliced or peeled, >6mm thick	296,644	5.35	222	0	0.0
210690	Other food preparations, nes	56,095	5.23	25,068	0	0.0
470200	Chemical wood pulp, dissolving grades	21,280	5.14	15,144	0	0.0
020130	Fresh or chilled boneless bovine meat	54,096	4.93	10,651	0	0.0
760120	Aluminium unwrought, alloyed	77,712	4.72	8,302	0	0.0
060310	Fresh cut flowers and buds	33,206	4.33	456	0	0.0
610799	Men's or boys' dressing gowns, of other textiles, knitted or crocheted	592	4.30	2	0	0.0
410439	Bovine and equine leather, prepared after tanning, nes	18,128	4.25	1,042	0	0.0
071021	Shelled or unshelled peas, frozen	18,277	4.13	191	0	0.0
510119	Greasy wool (excl. shorn), not carded or combed	43,916	4.02	169	0	0.0
040490	Products consisting of natural milk constituents, nes	12,737	4.00	221	0	0.0
160250	Preparations of meat of bovine animals	13,974	3.70	104	0	0.0
410122	Butts and bends of bovine animal hide, fresh or wet-salted	2,376	3.66	452	0	0.0
410519	Sheep or lamb skin leather, (excl. further prepared), nes	21,576	3.65	1,205	0	0.0
410229	Skins of sheep or lambs, without wool, not pickled, not tanned	2,750	3.56	90	0	0.0
070990	Other vegetables, fresh or chilled, nes	65,498	3.45	7	0	0.0
480100	Newsprint, in rolls or sheets	126,324	3.38	155,763	0	0.0
070310	Onions and shallots, fresh or chilled	61,947	3.35	29,796	0	0.0
340220	Washing and cleaning preparations, put up for retail sale	15,006	3.24	7,034	0	0.0
030376	Frozen eels	3,836	3.23	6	0	0.0
870870	Wheels including parts and accessories for motor vehicles	30,793	3.16	16,635	0	0.0
140490	Vegetable products, nes	10,806	3.05	37	0	0.0
060410	Mosses and lichens for ornamental purposes, fresh, dried...etc	1,430	2.90	1	0	0.0
470311	Unbleached coniferous chemical wood pulp, soda or sulphate, nes	56,785	2.89	1,644	0	0.0
410121	Whole hides and skins of bovine animals, nes, fresh or wet-salted	33,784	2.89	1,774	0	0.0
380830	Herbicides, anti-sprouting products and plant growth regulators	21,040	2.83	51,711	0	0.0
570231	Pile floor coverings of wool..., woven, not made up	17,340	2.78	101	0	0.0
510529	Wool tops and combed wool (excl. in fragments)	14,303	2.67	5,581	0	0.0
630239	Bad linen of other textiles (excl. printed, knitted or crocheted)	2,778	2.63	27	0	0.0
071040	Sweet corn, frozen	12,804	2.61	12	0	0.0
020220	Frozen unboned bovine meat (excl. carcasses)	51,310	2.58	9,363	0	0.0
030333	Frozen sole	2,973	2.55	3	0	0.0
230110	Flours, meats and pellets, of meat unfit for human consumption; greaves	34,421	2.55	1,691	0	0.0
392321	Sacks and bags (incl. cones) of polymers of ethylene	13,031	2.55	3,997	0	0.0
250700	Kaolin and other kaolinic clays, whether or not calcined	13,613	2.54	1,325	0	0.0
470321	Semi-bleached or bleached coniferous chemical wood pulp, soda..., nes	76,803	2.49	56,991	0	0.0
180690	Chocolate, etc, containing cocoa, not in blocks, slabs or bars, nes	10,833	2.47	19,198	0	0.0
150510	Crude wool grease	1,266	2.44	146	0	0.0
210500	Ice cream and other edible ice, whether or not containing cocoa	22,561	2.41	353	0	0.0
270119	Other coal, not agglomerated, nes	24,136	2.25	438,380	0	0.0
040299	Sweetened milk and cream (excl. in solid form)	5,842	2.19	2,577	0	0.0
720824	Flat rlld prod, i/nas, in coil, hr,=>600mm w, less than 3mm thk, nes	26,027	2.18	190	0	0.0
760200	Waste and scrap, aluminium	11,202	2.04	1,306	0	0.0
820232	Circular saw blades with working part of other materials	12,295	2.04	321	0	0.0
871420	Wheelchair parts nes	7,556	2.02	6	0	0.0
851660	Ovens; cookers,cooking plates,boiling rings,grillers and roasters,elec,nes	8,611	1.96	1,241	0	0.0
570310	Tufted floor coverings of wool or of fine animal hair	23,858	1.93	211	0	0.0
010119	Live horses, other than for pure-bred breeding	45,888	1.92	576	0	0.0

440399	Wood, nes in the rough..., (excl. treated)	21,128	1.88	525	0	0.0
040310	Yogurt	3,719	1.87	1	0	0.0
040620	Grated or powdered cheese	4,779	1.86	930	0	0.0
020622	Frozen bovine livers	4,184	1.84	13,160	0	0.0
160419	Prepared or preserved fish (excl. minced), nes	7,265	1.81	2,954	0	0.0
392390	Articles for the packing of goods, of plastics, nes	6,560	1.79	9,294	0	0.0
170210	Lactose and lactose syrup	17,194	1.76	2,074	400	19.3
390799	Polyesters, in primary forms, nes	7,585	1.73	20,280	0	0.0
150200	Fats of bovine animals, sheep or goats, raw or rendered	35,628	1.72	28,226	0	0.0
020410	Fresh or chilled lamb carcasses and half carcasses	3,947	1.70	368	0	0.0
330499	Beauty, make-up, skin-care (incl. suntan), nes	14,154	1.68	10,945	0	0.0
720922	Flat rolled prod, i/nas, in coil, cr, =>600mm wide, 1mm <thk <3mm, nes	9,835	1.68	169	0	0.0
110710	Malt not roasted	7,472	1.66	112,885	0	0.0
843410	Milking machines	1,842	1.64	758	0	0.0
051199	Animal products, nes; dead animals of Chapter 1	19,278	1.62	5,075	0	0.0
040410	Whey & modified whey, concentrated or not, or containing added sugar...	11,415	1.61	2,851	0	0.0
430219	Tanned or dressed whole furskins, not assembled	17,502	1.60	2,766	0	0.0
380520	Pine oil containing alpha-terpined as the main constituent	1,027	1.59	113	0	0.0
440310	Wood in the rough..., treated with paint, stains, creosote, etc	7,532	1.58	8	0	0.0
190590	Other bread, etc, nes; communion wafers, rice paper, etc	7,530	1.54	2,614	0	0.0
510610	Yarn of carded wool, not put up for retail sale, with >=85% wool	19,517	1.52	347	0	0.0
230910	Dog or cat food, put up for retail sale	8,278	1.51	1,383	0	0.0
441199	Fibreboard of a density =<0.35g/cm3, nes	5,552	1.50	11	0	0.0
853710	Boards, panels, including numerical control panels, for a voltage =<1,000V	18,983	1.50	24,868	0	0.0
481091	Multi-ply paper and paperboard, coated...	8,180	1.46	1,070	0	0.0
030310	Frozen Pacific salmon	6,388	1.42	25	0	0.0
190110	Preparations for infant use, for retail sale, of flour, etc	14,313	1.39	21	0	0.0
030510	Flours, meals and pellets of fish, fit for human consumption	597	1.34	1	0	0.0
350710	Rennet and concentrates thereof	2,895	1.33	488	0	0.0
030619	Frozen crustaceans, nes, including flours, meals & pellets for human cons.	7,561	1.33	143	0	0.0
040610	Fresh (unripened or uncured) cheese, including whey cheese and curd	11,083	1.32	1,607	0	0.0
621210	Brassieres	9,827	1.32	5,750	0	0.0
890392	Motorboats, other than outboard motorboats	6,430	1.32	1,060	0	0.0
761690	Articles of aluminium, nes, for example castings, forgings, etc	9,732	1.31	13,541	0	0.0
854390	Parts of electrical machines & apparatus having individual functions, nes	4,773	1.31	8,024	0	0.0
610792	Men's or boys' dressing gowns, of man-made fibres, knitted or crocheted	264	1.31	1	0	0.0
030212	Fresh or chilled Pacific, Atlantic and Danube salmon	6,361	1.31	1,269	0	0.0
110329	Pellets of other cereals (excl. wheat)	54	1.30	43	0	0.0
841182	Gas turbines nes of a power exceeding 5000 KW	6,822	1.30	5,500	0	0.0
392310	Boxes, cases, crates and similar articles of plastics	5,071	1.30	3,750	0	0.0
030710	Oysters	5,141	1.30	46	0	0.0
848190	Parts of taps, cocks, valves or similar appliances	10,909	1.28	21,935	0	0.0
220300	Beer made from malt	13,483	1.26	22,244	0	0.0
081330	Dried apples	2,633	1.25	43	0	0.0
392010	Plates..., of polymers of ethylene, not reinforced, etc	6,666	1.24	10,417	0	0.0
220421	Wine (not sparkling); grape must with by alcohol in: <=2l containers	19,978	1.23	40,349	0	0.0
410110	Whole hides and skins of bovine animals, =<8kg dried..., etc	12,867	1.23	585	0	0.0
510910	Yarn, with >=85% wool or of fine animal hair, put up for retail sale	3,569	1.23	44	0	0.0
392210	Baths, shower-baths and wash-basins, of plastics	6,424	1.20	91	0	0.0
160590	Molluscs and other aquatic invertebrates, prepared or preserved	34,469	1.18	213	0	0.0
440910	Coniferous wood, continuously shaped along any of its edges or faces	36,773	1.17	3	0	0.0

401110	New pneumatic tyres, of rubber of a kind used on motor cars	28,674	1.15	30,287	0	0.0
721049	Flat rolled prod, i/nas, plated or coated with zinc, =>600mm wide, nes	13,115	1.13	5,325	0	0.0
731300	Wire,barbed,twisted hoop,single flat or twisted double of i/s,for fencing	2,119	1.12	309	0	0.0
470691	Mechanical pulp of fibrous cellulosic material (excl. wood)	750	1.09	22	0	0.0
410310	Hides and skins of goats or kids, fresh or preserved, not tanned	2,289	1.06	577	0	0.0
392410	Tableware and kitchenware of plastics	4,996	1.05	11,455	18	0.2
480260	Paper... (<10% of mechanical fibres), uncoated, in rolls or sheets, nes	13,371	1.05	23,389	0	0.0
170490	Sugar confectionery (incl. white chocolate), not containing cocoa, nes	6,862	1.04	5,334	0	0.0
841582	Air cond mach nes, inc a refrigerating unit	6,157	1.03	4,715	0	0.0
220890	Other spirituous beverages, nes	7,234	1.02	3,966	0	0.0
391990	Other self-adhesive plates, tape, strip, foil... of plastics, nes	4,217	1.02	11,076	34	0.3

*Source: Prepared by the Undersecretariat of Foreign Trade (East Asia Analytical Unit) based on Trains, UN.*

## Annex II. Australia Investment in Argentina.

**Australia investment in Argentina.**  
**Millions of dollars.**

Country	Company	Local Partner	Project	Investment	Date	Sector
Australia - Brazil	Ampolex	Tecpetrol	Drilling of a gas well in the area of Aguarague	20.0	1994	Gas
Australia	BHP Minerals	n.a.	Distrito verde (Lujuy)	0.2	n.a.	Mining
Australia	BHP Minerals	n.a.	El Diablillo mine (Salta): cooper, gold, lead and Zinc	0.3	n.a.	Mining
Australia	BHP Minerals	n.a.	Neuquén	0.5	n.a.	Mining
Australia	BHP Minerals	n.a.	Aguarica mine (Catamarca): cooper and gold	1.0	n.a.	Mining
Australia	Burns Phillip	Destillerías del Norte	Acquisition	13.3	1994	Destillery
Australia	Burns Phillip	Calsa, Layco and Lagorio.	Acquisition	n.a.	1994	Foodstuffs
Australia	CRA	n.a.	Famatina mine (La Rioja)	0.4	n.a.	Mining
Australia	CRA	n.a.	Other projects	4.7	n.a.	Mining
Australia-Canada	Musto Exploration Co. and Mount Isa Mines Holdings	Minera Alumbreira Ltd.	Cooper mine Bajo la Alumbreira	782.0	1995-98	Mining
Australia	P&O	Murchinson-Román	Buenos Aires Port Terminal N° 1	0.1	1994	Ports
Australia	Placer Dome	n.a.	Bajo el Durazno mine (Catamarca): cooper and gold	8.2	n.a.	Mining
Australia	SMC Pneumatics Pty. Ltd.	SMC Argentina S.A.	Settlement in the country.	0.5	1994	Automotive
Australia	Village Roadshow	Eduardo Estrada	Cinema in Wal Marts Mall	n.a.	1995	Entertainment
<b>Total</b>				<b>831.0</b>		

Source: Invertir Foundation (Argentina) and Ministry of Foreign Affairs.

## Annex III. A brief Summary of MERCOSUR

The Southern Common Market -MERCOSUR- comprises Argentina, Brazil, Paraguay, and Uruguay, featuring a combined population of about 200 million, a surface of 11.9 million km<sup>2</sup>, and a per capita GDP of U\$S 4,373 (Argentina: U\$S 8,030; Brazil: U\$S 3,641; Paraguay: U\$S 1,693; and Uruguay: U\$S 5,175).

MERCOSUR is the result of a long-standing economic and social relationship between these four countries, dating back to colonial times, when trade began to expand, especially along the borders. Throughout history the MERCOSUR member countries have always been able to overcome sporadic episodes of conflict and political turmoil through trade and social interrelations.

As of 1960, after a long era of bilateral agreements, Latin American countries began to create mechanisms for economic integration and trade liberalization. First, the Latin American Free Trade Association (ALALC) was founded in 1960, and then the Latin American Integration Association (ALADI) was established in 1980.

In 1985, the Argentine and Brazilian governments decided to accelerate their economic integration efforts, bearing in mind that their combined strength would also increase their negotiating power with third parties. A Joint Commission for Bilateral Integration and Cooperation was created, whose proposals became the basis of the agreements for bilateral integration signed between Argentina and Brazil in July of 1986.

The agreements considered tariff reductions, sectoral programs of industrial complementation, the establishment of binational companies and cooperation in the fields of trade, energy, transportation, communications and development of technology.

From 1985 to 1990 additional agreements were signed, dealing with such matters as commercial preferences, investments and technology, further contributing to the integration process.

In July of 1990, Argentina and Brazil signed an agreement to establish a common market by 1995, whereby all tariffs and non-tariff barriers for all goods would be eliminated on a bilateral step-by-step basis, and all technical rules and trade policies would be harmonized.

Paraguay and Uruguay joined Argentina and Brazil, signing the Treaty of Asunción in March 1991, thus creating the Southern Common Market MERCOSUR. The four countries decided that a common market would be set in motion as of January 1, 1995. Movements of labor, goods, capital, and services would be unrestricted.



To that end, the following steps were laid out:

- Dismantling tariffs and non-tariff barriers through a Trade Liberalization Program for lowering tariffs on a gradual, automatic, and lineal basis, and for eliminating non-tariff barriers.
- Establishing a common external tariff.
- Adopting common trade policies with regard to third countries or blocs of countries.
- Coordinating positions in regional and international economic and commercial forums.
- Coordinating macroeconomic and sectoral policies, including foreign trade, agriculture, industry, taxes, currency, foreign exchange, capital, services, customs, transportation, communications, and others, in order to create the appropriate conditions for competition between the member states.
- Harmonizing the legislation of the member states.
- Creating a conflict settlement system.

As of January 1, 1995, Argentina, Brazil, Paraguay and Uruguay started to operate as a customs union: intra-regional tariffs were eliminated, and a common external tariff was established.

The common external tariff (CET) ranges from 0% to 20% for the import of most products.

Nevertheless each country still applies national tariffs different from the CET on some goods. These tariffs will be gradually lowered to reach the CET level by the year 2001. Three hundred items defined by Argentina and Brazil, around 1000 items by Uruguay and 399 items defined by Paraguay; and capital goods are in this situation. The CET convergence deadline for computing and telecommunications goods is extended to the year 2006.

On October 1, 1996, Chile signed a Free Trade Area agreement with MERCOSUR. Exceptions to free trade are listed in 12 annexes to the agreement, according to the sensibility level of the products whose barriers are going to be phased out. MERCOSUR countries also reached a free trade agreement with Bolivia, even if of more limited scope than the one with Chile.

Negotiations with Colombia, Ecuador, Perú and Venezuela are under way; the MERCOSUR proposal includes eliminating tariffs, and any other similar barriers, over a 10-year period, reducing non-tariff barriers on a gradual basis, adopting coordinated trade policies, harmonizing technical rules, and creating a free trade zone. With Mexico trade negotiations are under way, albeit not aiming to a FTA.

MERCOSUR and the European Union signed an agreement in Madrid, on December 15, 1995, implementing a political dialogue at level of Heads of State and designing a framework to identify instruments aiming at the definition of the terms and conditions for greater economic cooperation between them.

On occasion of the Summit of the Americas, the Presidents and Heads of State of the Americas resolved to take steps towards creating the "Free Trade Area of the Americas". In January of 1995, work was begun to determine the convergence and divergence areas, and to formulate recommendations on the progress of cooperation and liberalization. The Meeting at Belo Horizonte in May 1997 signed the beginning of a new negotiating modality, in which the private sector has been an active participant, alongside the official negotiators. Political decisions are expected to be taken at the Heads of State summit to be held in Chile in early 1998.

---

**N° 55**

**Mercosur-CER. Towards a trade and investment partnership**

**Autor: Unidad Analítica Asia Pacífico**

**En Biblioteca del Ministerio de Economía**

**Abril 1996**

**Secretaría de Comercio Exterior**

**Ministerio de Economía y Obras y Servicios Públicos**

**[www.asiayargentina.com](http://www.asiayargentina.com)**

**Editor General: Gustavo A. Girado**

**E-mail: [contactenos@asiayargentina.com](mailto:contactenos@asiayargentina.com)**