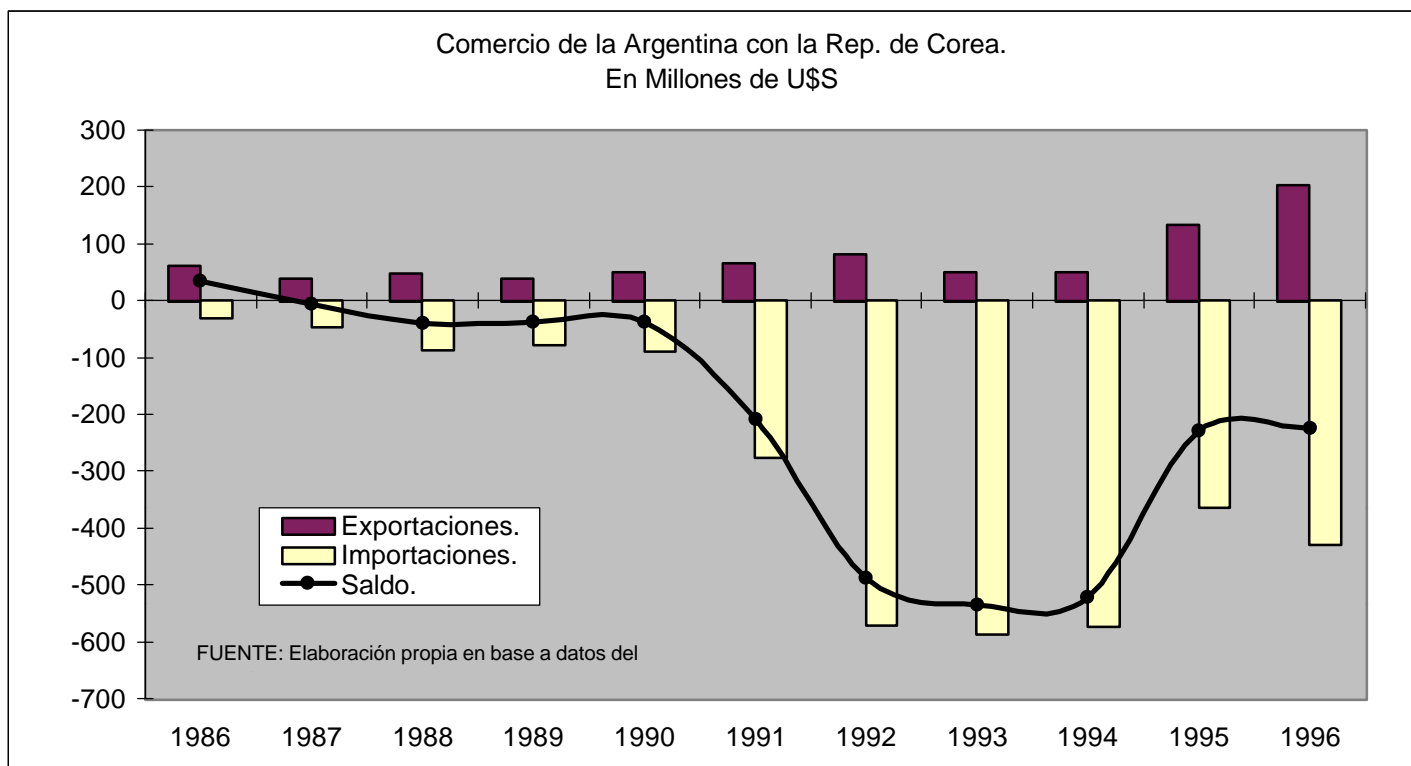


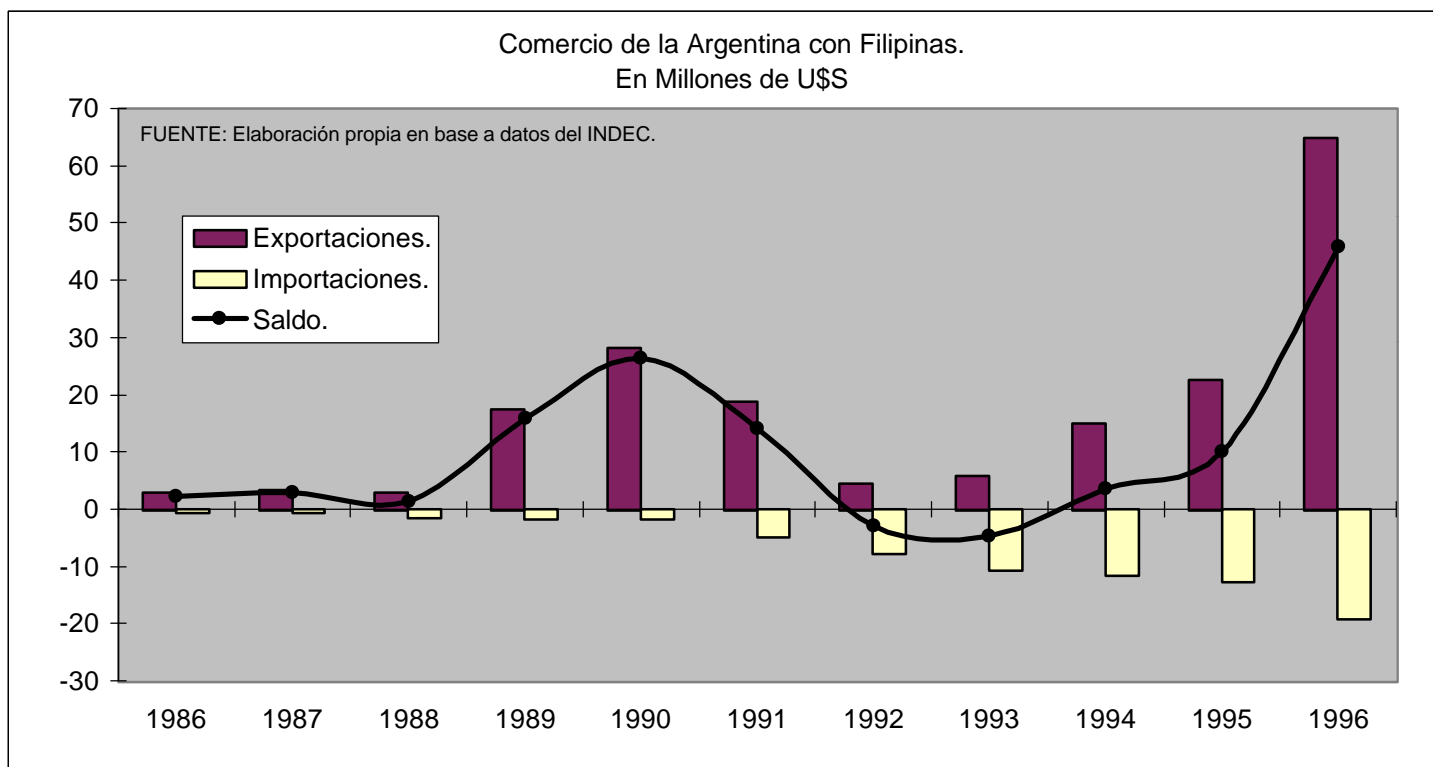
	1986	1987	1988	1989	1990	1991	1992	1993	1994	1995	1996
Exportaciones	252.1	265.6	361.6	407.2	241.0	247.5	128.3	163.2	224.7	285.7	607.5
Importaciones	9.6	12.8	18.7	21.4	31.6	188.2	483.9	626.2	728.8	607.9	697.9
Saldo	242.4	252.8	342.9	385.8	209.3	59.3	-355.7	-462.9	-504.1	-322.2	-90.4

Fuente: INDEC.



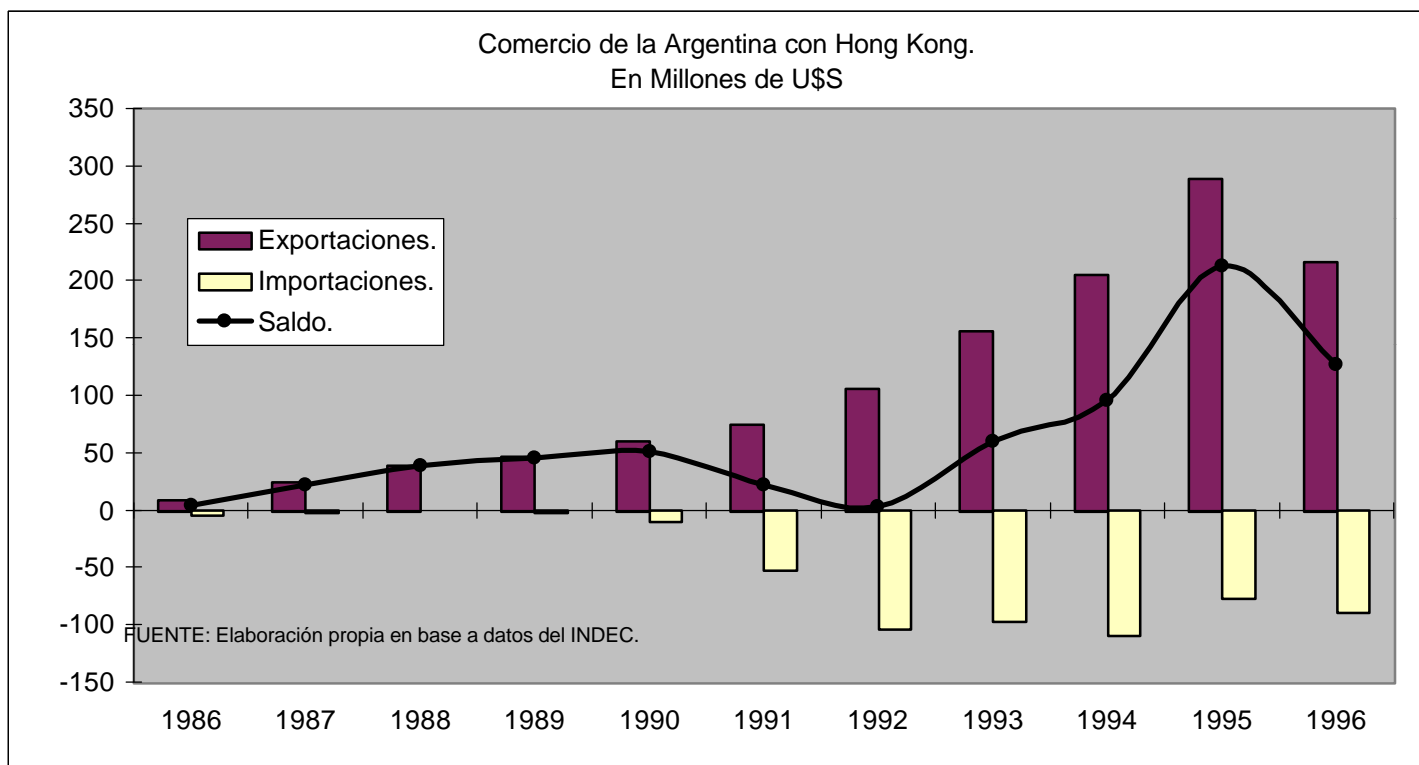
	1986	1987	1988	1989	1990	1991	1992	1993	1994	1995	1996
Exportaciones.	62.1	38.7	46.6	37.8	50.9	65.3	81.6	49.1	48.9	133.1	204.0
Importaciones.	28.9	45.4	86.1	75.2	87.7	274.1	569.8	584.6	570.5	362.1	427.9
Saldo.	33.1	-6.7	-39.5	-37.4	-36.8	-208.8	-488.2	-535.5	-521.6	-229.0	-223.9

Fuente: INDEC.



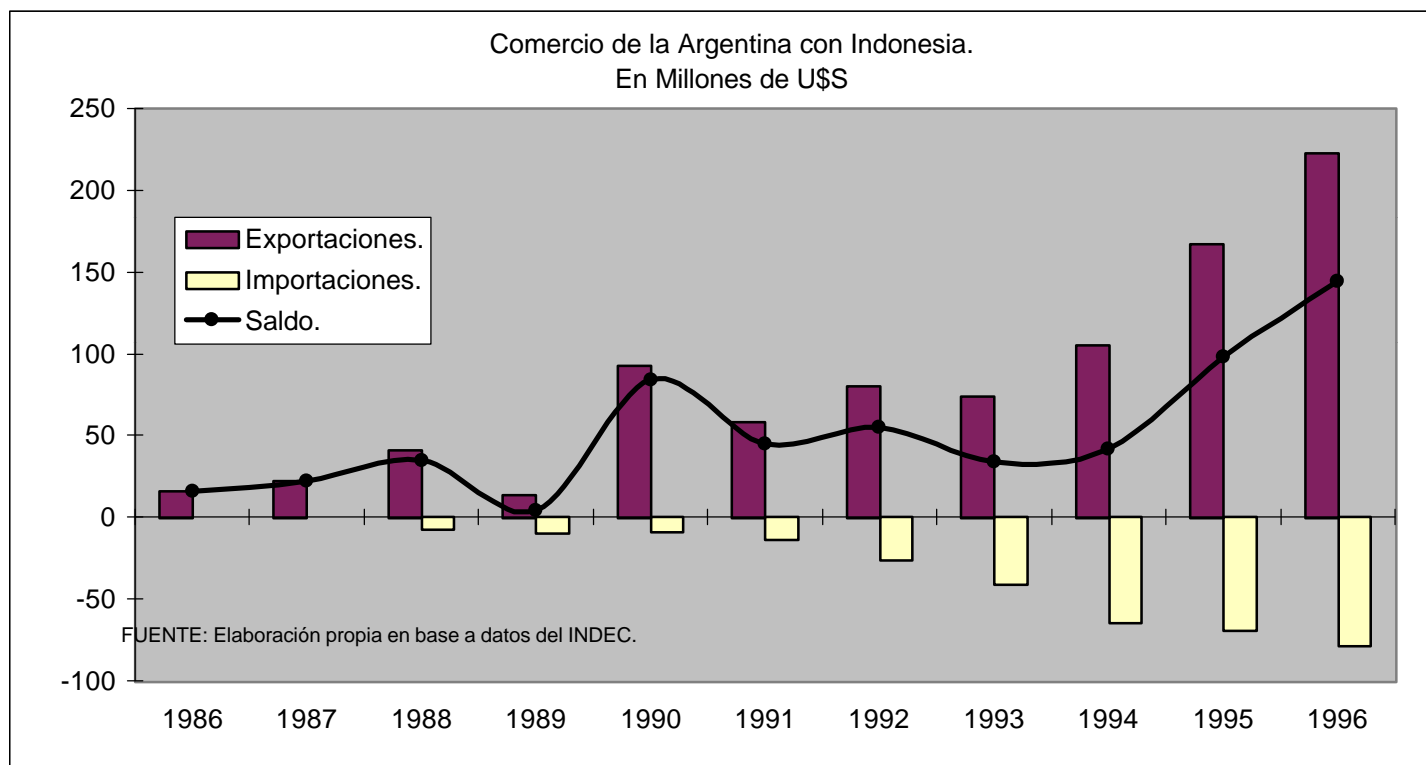
	1986	1987	1988	1989	1990	1991	1992	1993	1994	1995	1996
Exportaciones.	2.8	3.3	2.8	17.5	28.1	18.7	4.6	5.8	14.9	22.7	64.9
Importaciones.	0.6	0.5	1.4	1.6	1.6	4.6	7.6	10.5	11.4	12.6	19.1
Saldo.	2.3	2.8	1.4	15.9	26.5	14.0	-3.0	-4.7	3.5	10.0	45.8

Fuente: INDEC.



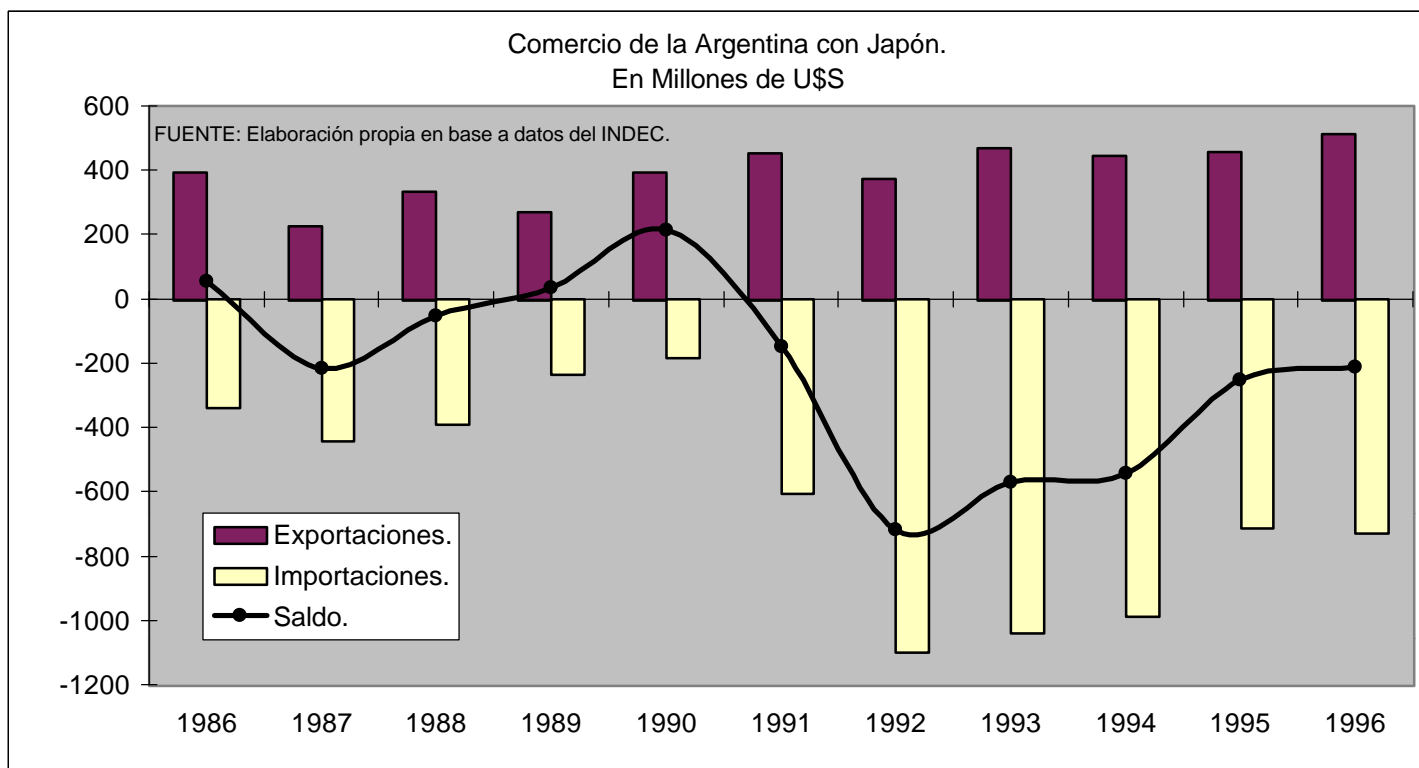
	1986	1987	1988	1989	1990	1991	1992	1993	1994	1995	1996
Exportaciones.	8.0	23.8	38.7	46.6	59.7	74.1	106.1	155.8	204.8	289.0	215.9
Importaciones.	4.2	1.9	0.1	1.4	9.1	52.0	103.3	96.0	108.8	75.9	89.2
Saldo.	3.8	21.9	38.7	45.2	50.6	22.0	2.8	59.8	96.0	213.1	126.8

Fuente: INDEC.



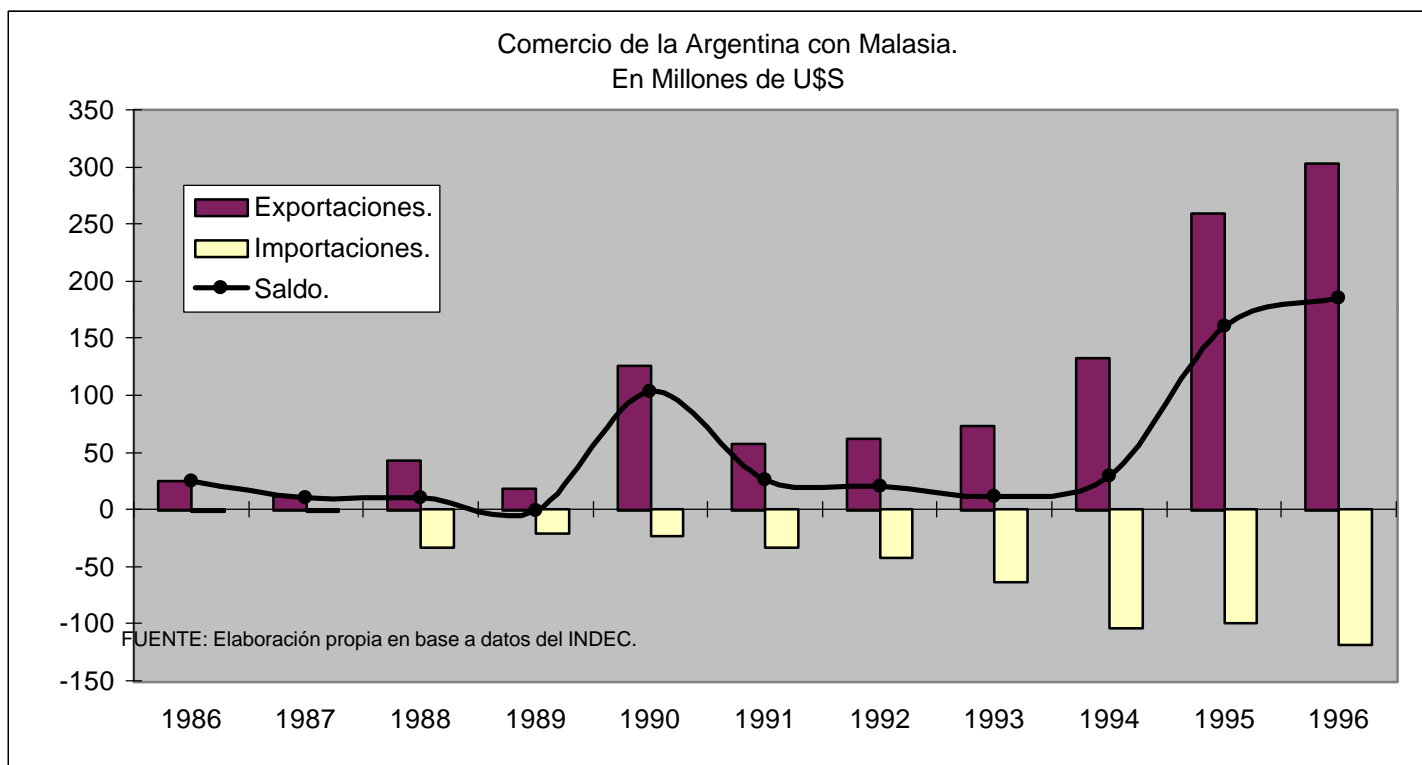
	1986	1987	1988	1989	1990	1991	1992	1993	1994	1995	1996
Exportaciones.	15.8	22.0	41.0	13.5	92.8	57.9	80.2	74.0	105.1	167.1	222.4
Importaciones.	0.1	0.0	6.5	9.4	8.5	13.2	25.4	40.4	63.7	68.9	78.3
Saldo.	15.7	22.0	34.5	4.2	84.3	44.7	54.8	33.6	41.5	98.2	144.2

Fuente: INDEC.



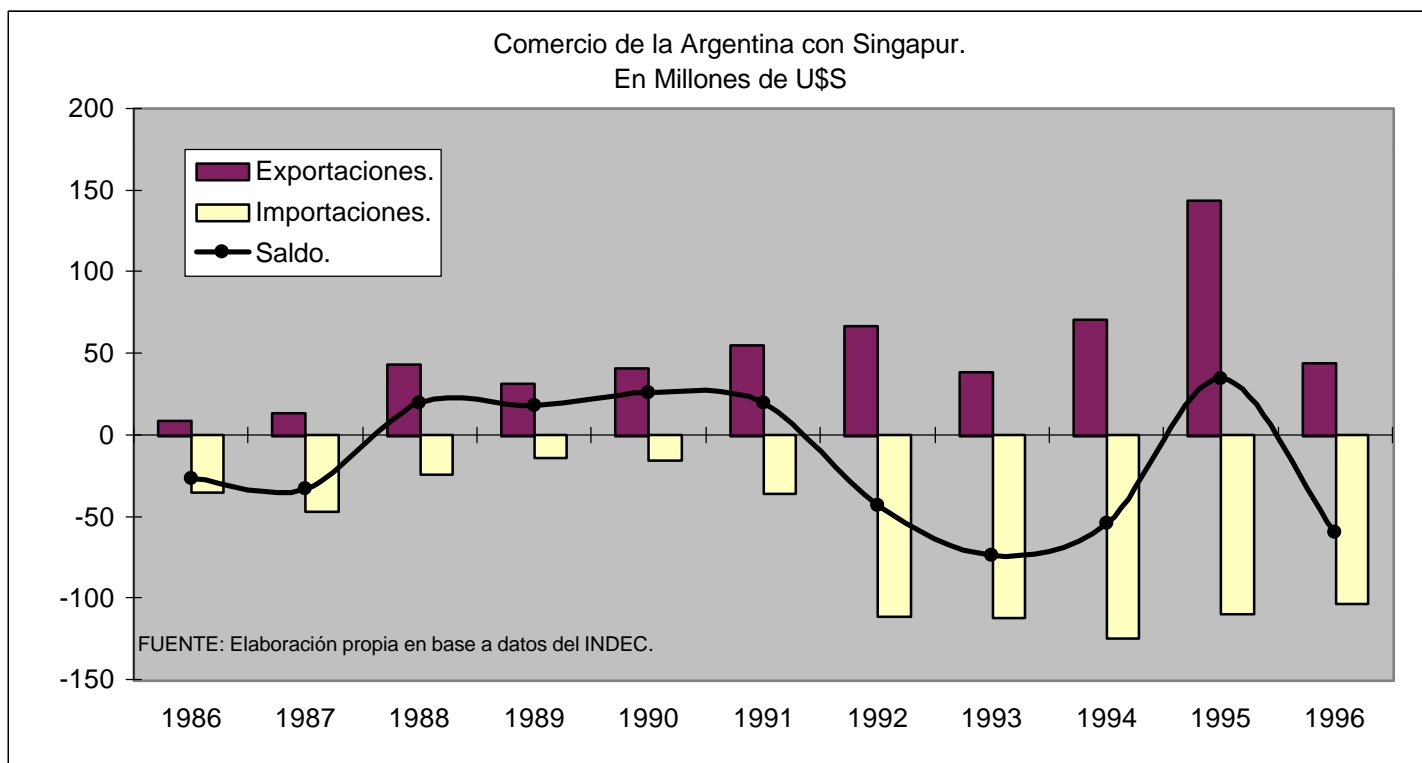
	1986	1987	1988	1989	1990	1991	1992	1993	1994	1995	1996
Exportaciones.	391.1	223.9	333.1	270.2	394.9	453.5	375.0	466.8	445.2	457.3	512.6
Importaciones.	337.0	441.0	387.8	234.1	181.2	602.1	1,094.7	1,038.6	986.3	710.8	725.3
Saldo.	54.1	-217.1	-54.7	36.1	213.7	-148.6	-719.7	-571.8	-541.0	-253.5	-212.7

Fuente: INDEC.



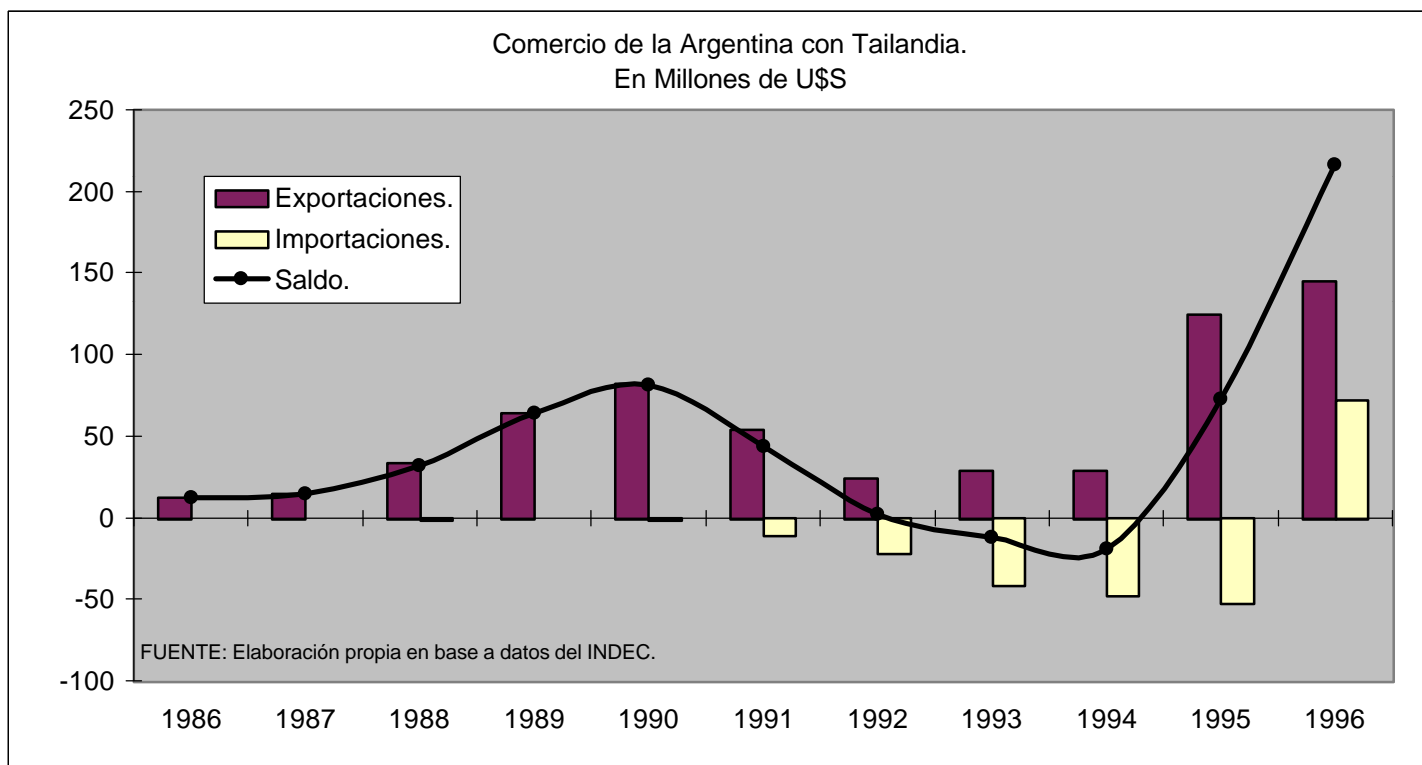
	1986	1987	1988	1989	1990	1991	1992	1993	1994	1995	1996
Exportaciones.	25.4	11.2	42.9	18.5	125.8	57.4	61.4	73.4	132.6	259.3	303.1
Importaciones.	1.0	1.4	32.4	19.6	22.1	31.8	41.1	62.4	102.9	98.8	117.8
Saldo.	24.4	9.8	10.5	-1.1	103.7	25.6	20.3	11.0	29.7	160.4	185.3

Fuente: INDEC.



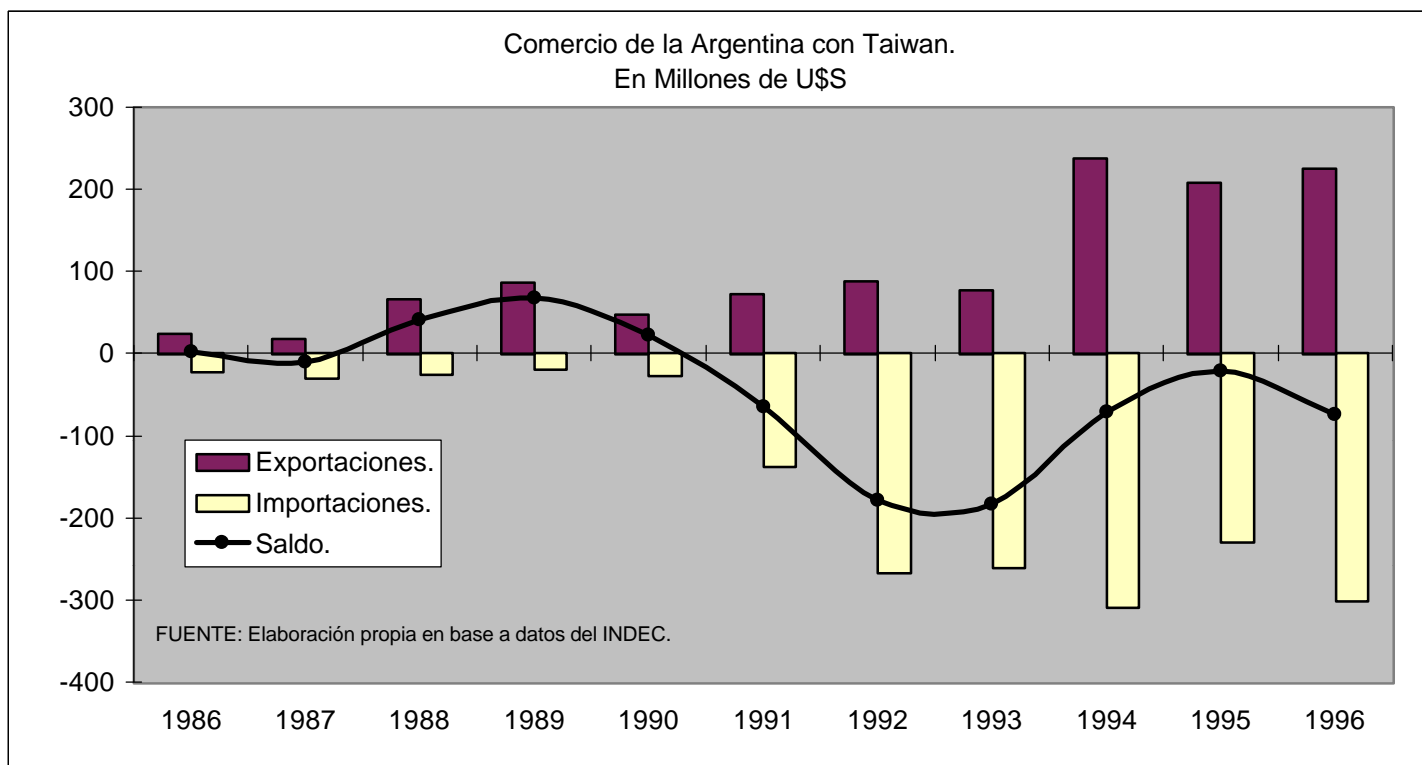
	1986	1987	1988	1989	1990	1991	1992	1993	1994	1995	1996
Exportaciones.	8.5	13.2	43.0	31.1	40.4	54.7	66.8	38.2	70.3	143.6	43.6
Importaciones.	35.0	46.3	23.3	13.2	14.8	35.3	110.4	111.7	124.2	109.1	103.1
Saldo.	-26.5	-33.2	19.7	18.0	25.6	19.4	-43.6	-73.6	-53.9	34.5	-59.5

Fuente: INDEC.



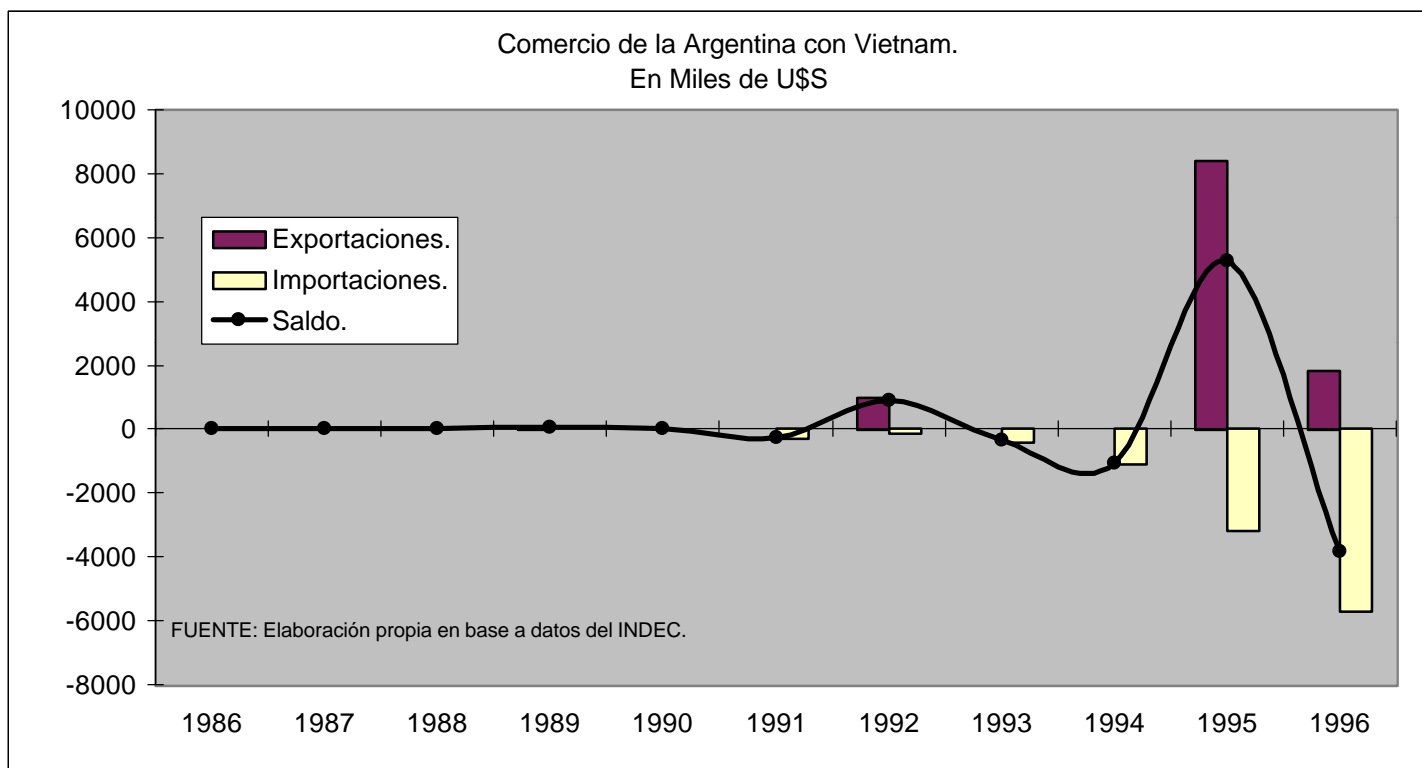
	1986	1987	1988	1989	1990	1991	1992	1993	1994	1995	1996
Exportaciones.	12.3	14.9	33.6	64.4	82.3	54.1	24.2	29.0	28.5	124.4	144.8
Importaciones.	0.0	0.1	1.4	0.7	0.9	10.3	21.9	41.0	47.7	51.8	71.5
Saldo.	12.3	14.8	32.2	63.7	81.4	43.8	2.3	-12.0	-19.2	72.6	73.3

Fuente: INDEC.



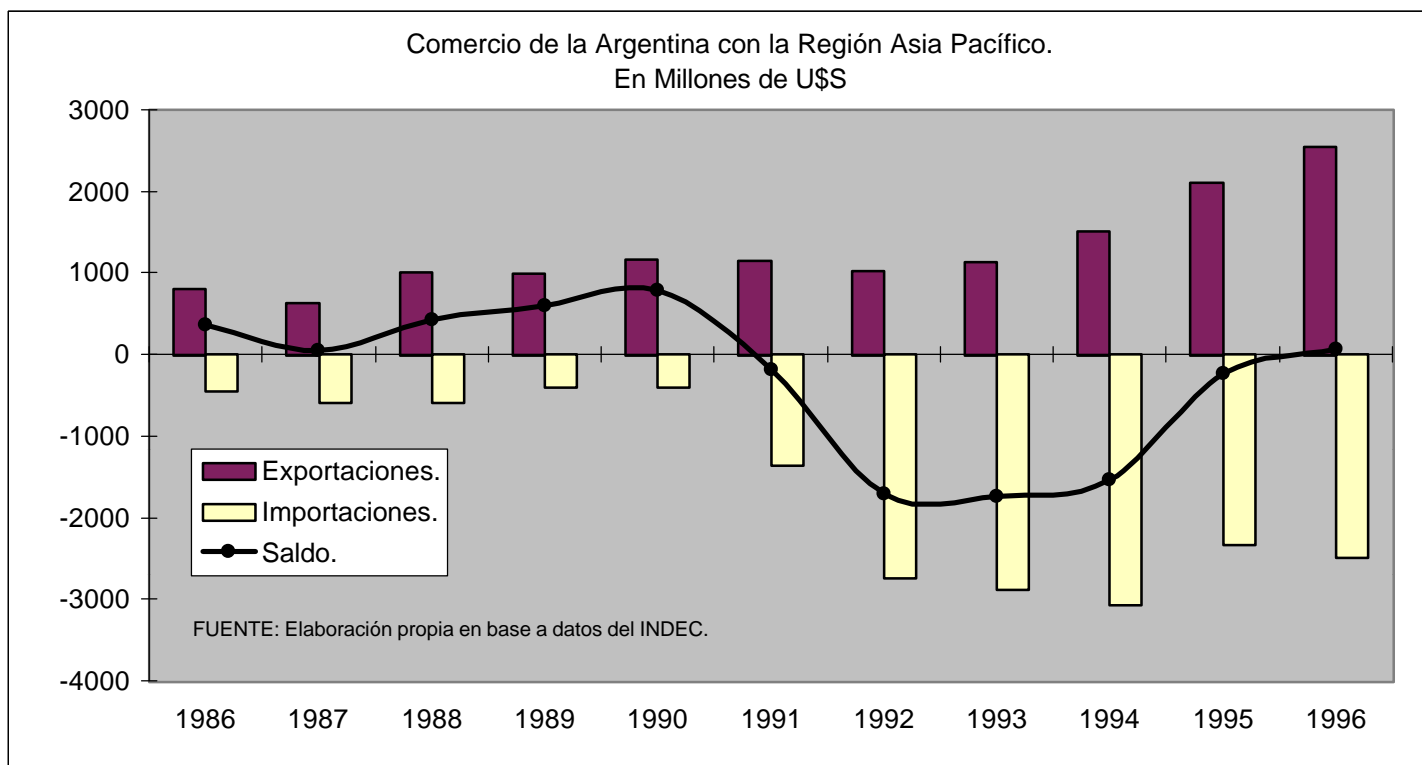
	1986	1987	1988	1989	1990	1991	1992	1993	1994	1995	1996
Exportaciones.	23.5	18.4	65.5	86.4	47.9	72.5	87.5	77.1	237.0	207.7	225.4
Importaciones.	20.5	29.1	24.2	18.0	25.7	137.1	266.6	259.7	308.2	228.9	299.6
Saldo.	2.9	-10.8	41.4	68.4	22.2	-64.5	-179.1	-182.5	-71.1	-21.2	-74.2

Fuente: INDEC.



	1986	1987	1988	1989	1990	1991	1992	1993	1994	1995	1996
Exportaciones.	0.3	0.3	0.0	55.6	17.6	0.0	996.5	24.0	0.0	8,402.0	1,833.0
Importaciones.	0.0	0.0	0.0	0.0	0.0	243.8	85.0	381.0	1,061.0	3,132.6	5,656.1
Saldo.	0.3	0.3	0.0	55.6	17.6	-243.8	911.5	-357.0	-1,061.0	5,269.4	-3,823.1

Fuente: INDEC.



	1986	1987	1988	1989	1990	1991	1992	1993	1994	1995	1996
Exportaciones.	801.4	634.9	1,009.0	993.2	1,163.6	1,155.7	1,016.6	1,132.5	1,512.1	2,098.3	2,546.1
Importaciones.	436.9	578.6	581.8	394.5	383.2	1,349.0	2,724.8	2,871.4	3,053.6	2,330.0	2,635.3
Saldo.	364.5	56.3	427.1	598.8	780.4	-193.3	-1,708.2	-1,738.9	-1,541.5	-231.7	-89.3

Fuente: INDEC.